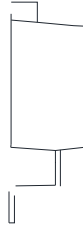
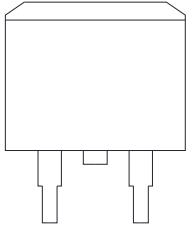





MBRBL20100CT

Outline Dimensions



TO-263		
Dim	Min	Max
A	- .)	11.)
B	- . +	10.)
C	8.4	- .0
D	0.28	0.64
E	0.68	0. - 4
F	4.))) .6
G	4.04) .10
H	1.14	1.4
I	0	0.2
>	4. -	6.0)
K	1. + -	2. + -
L	+ .3	+ . -
M	6.2	6.8
N	+ .6	8.2

Suggested Pad Layout



Dim	Millimeters
A	12. +
B	- .4
C	16.6
P) .08
Q1	3.8
Q2	1.3)

(# (

MU b [n \ c i ' MU b [W]HY W \ b W h f c m]7 c " ž @ h X "