

PIN2

PIN1

PIN3

" /RZ IRUZDUG 9ROWDJH GURS
 ")DVW UHYHUVH UHFRYHU\ WLPH
 " +LJK IUHTXHQB\ RSHUDWLRQ
 " +LJK SXULW\ KLJK WHPSHUDWXUH HSR[\ H
 HQKDQFHG PHFKDQDQDOPRWUMQJWUJHVLVWDC
 " *XDUG ULQJ IRU HQDQVFBGUORJHUGWHUP U

7\SLFDO \$\$\$OLFDFWLRQV
 7\SLFDO DSSOLFDFWLRQV DUH LQ VZLWFKLQJ
 IUHHZKHHOLQJ GLRGHV DQG UHYHUVH EDW

0HFKDQLFDO 'DWD
 " 3DFNDJH2
 0ROGLQJ FRPSRQG PHHWDPPDELOLW\
 UDWLQJ 5R+6 FRPSOLDQW
 " 7HUPLOLQVSODWHG OHDGV VROGHUDEOH S
 DQG -(6' %
 3RODU\$WPDUNHG "

v0D[LPXP 5DWVQJVV8QOHVV RWKHU7LVH VSHFLILHG

3\$5\$0(7(5			
5HSHWLWLYH 3HDN 5HYHUVH99ROWDJH			
\$YHUDJH 5HFWLILHG 2XWSXW &XUHQW # +] VLQH ZDYH F5)ORDG 7			
6XUJH 1RQ UHSHWLWLYH)RUZDUG &XUHQW # +]KDOI VLQH ZDYM - F\FOH67			
&XUHQW 6TXDUHG 7LPH # 7M - È	PV"W" ,W	PV \$V	



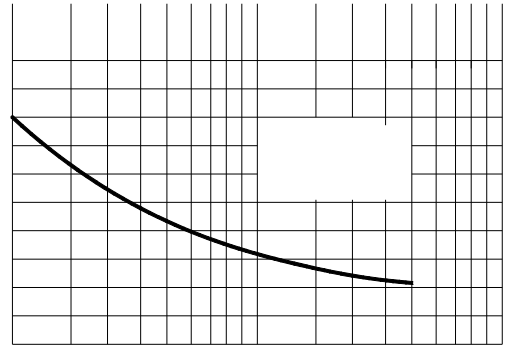
085% & 7

v(OHFWULFDO & KDUDFWHULVWLFV

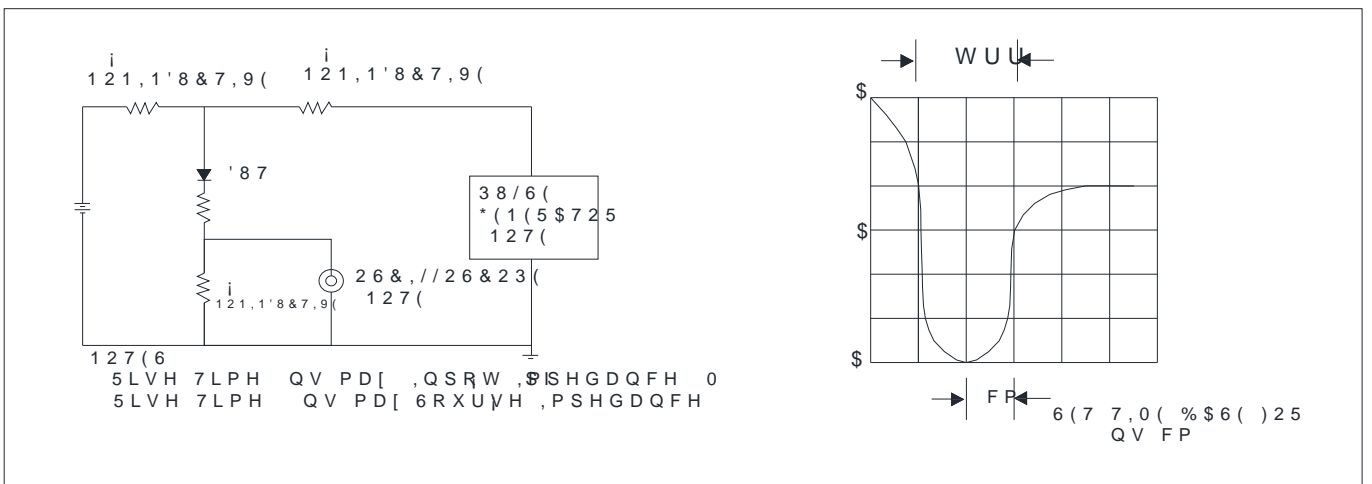
3\$5\$0(7(5

6<0%2. 81,7

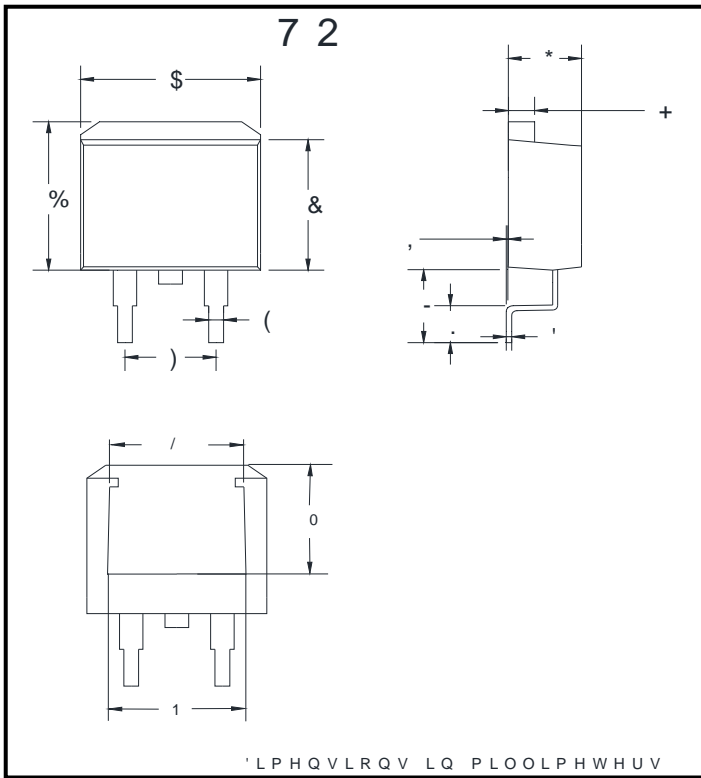
v&KDUDFWHULS\WFLDFO\



),* 'LDJUDP RI FLUFXLW DQG 7HVWLQJZDYWURHP RI UHYHUVH UHF

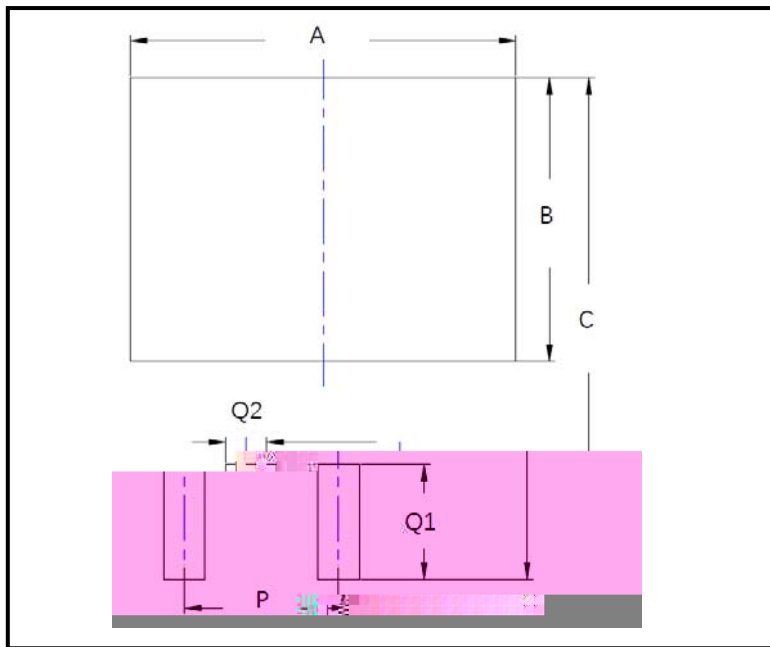


v2XWOLQH 'LPHQVLRQV



72		
'LP	0LQ	0D
\$		
%		
&		
,		
(
)		
*		
+		
,		
-		
.		
/		
0		
1		

v Suggested Pad Layout



'LP	0LOOLPHWHUV
\$	
%	
&	
3	
4	
4	

085% & 7

<DQJ]KRX <DQJMLH (OHFWURQL