

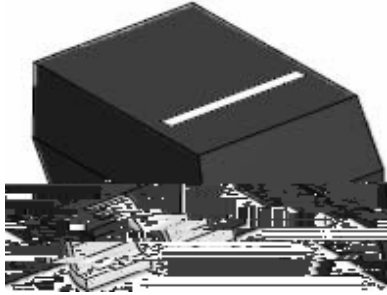


BAS21WS

RoHS
COMPLIANT

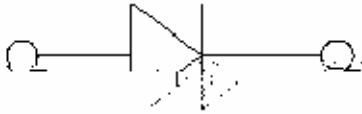
Small-Signal Switching Diodes

Features



Typical Applications

Mechanical Data



	I_{RRM}	V		2) \$
Non-Repetitive Peak Forward Surge Current	I_{FSM}	mA	t 11s) \$ \$
Average forward current	I_{FAV}	mA		2 \$ \$
Power dissipation	P_D	mW		2) \$
Junction temperature	T_A			

Electrical Characteristics

PARAMETER				
			I_F 12 \$ \$ mA	1 " 2)
Maximum Reverse current	I_R	nA	V_R 12 \$ \$ V	1 \$ \$
Minimum Breakdown Voltage	V_R	V	I_R 11 \$ \$ μ A	2) \$
Maximum Diode capacitance	C_D	pF	V_R 1 \$ V \dot{z} f 1 μ MH)
Maximum Reverse recovery time	t_{rr}	ns	I_F 1 I_R 1 ' \$ mA \dot{z} R_L 11 \$ \$ \dot{z} I_{RR} 1 ' mA) \$



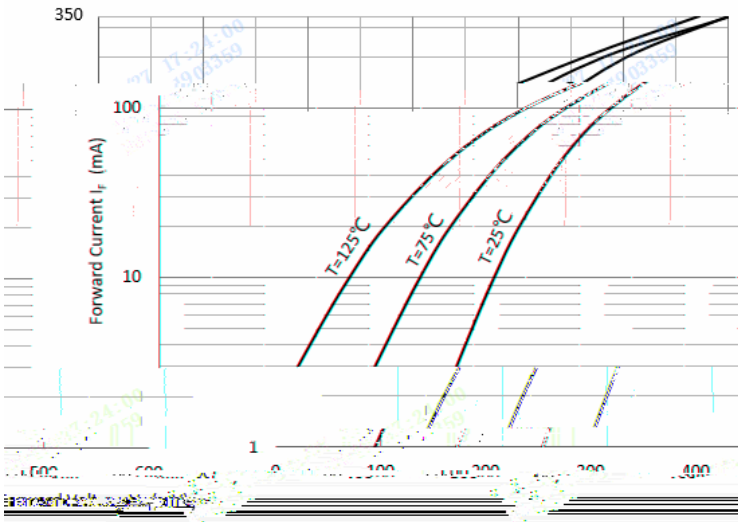
BAS21WS

Ordering Information

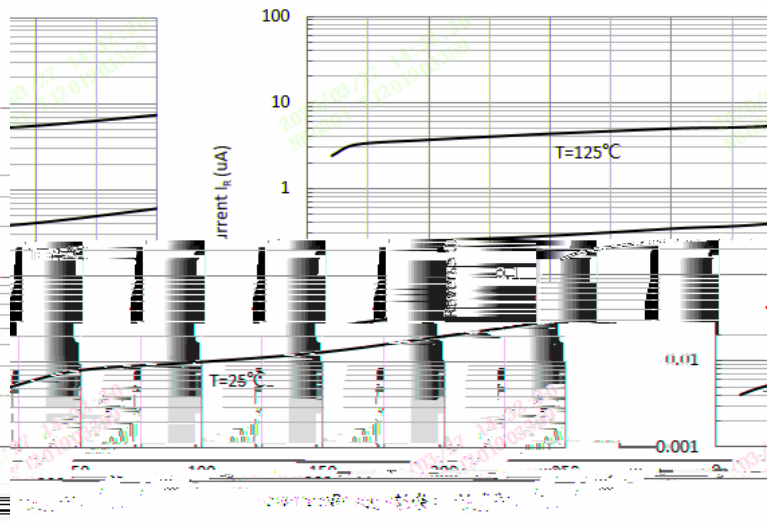
PREFERED P/N	PACKING CODE	UNIT WEIGHT(g)	MINIMUM PACKAGE(pcs)	INNER BOX QUANTITY(pcs)	OUTER CARTON QUANTITY(pcs)	DELIVERY MODE

Characteristics

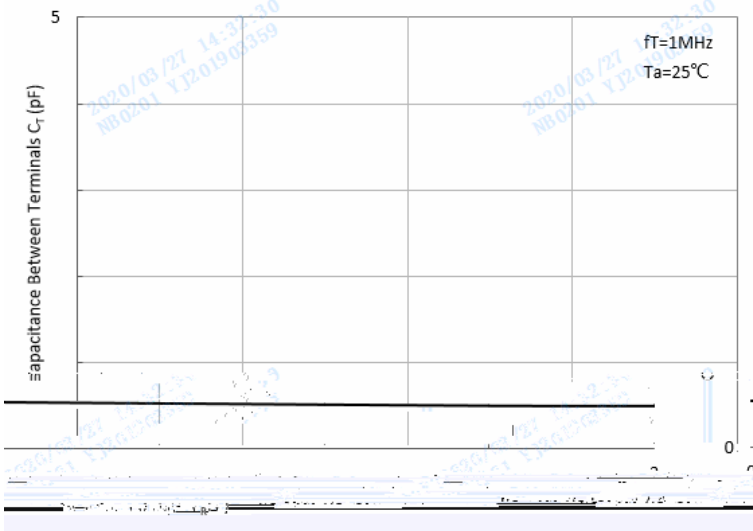
Forward Characteristics



Reverse Characteristics



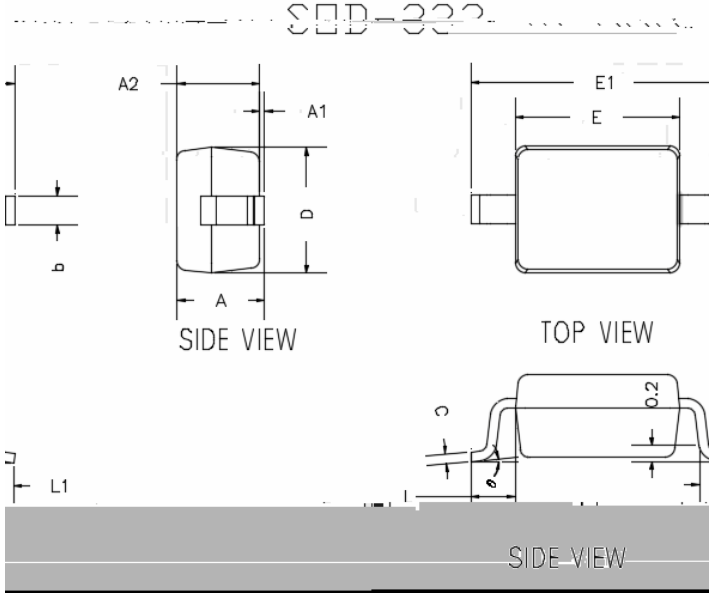
Capacitance Characteristics





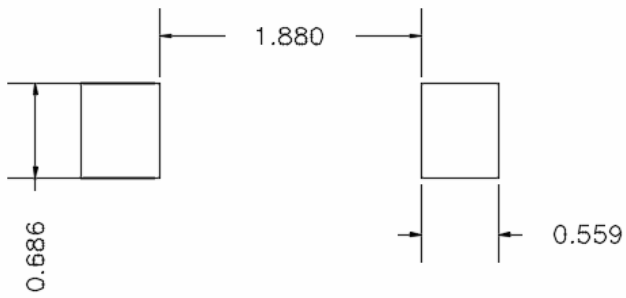
BAS21WS

Outline Dimensions



DIM	DIMENSIONS			
	INCHES		MM	
	MIN	MAX	MIN	MAX
A	---	0.0393	---	1.0000
A1	0.0000	0.0039	0.0000	0.1000
A2	0.0314	0.0354	0.8000	0.9000
b	0.0098	0.0157	0.2500	0.4000
c	0.0039	0.0059	0.0800	0.1500
D	0.0472	0.0551	1.2000	1.4000
E	0.0629	0.0729	1.6000	1.8000
E1	0.0984	0.1063	2.5000	2.7000
L	0.0187 TYP		0.475 TYP	
L1	0.0098	0.0157	0.250	0.400
e	c	8°	c	8°

Soldering Footprint



UNIT: mm

SUGGESTED SOLDER PAD LAYOUT

% \$ 6 : 6

'LVFODLPHU