



Small Signal Schottky Diode

Features

- Epoxy meets UL-94 V-0 flammability rating and halogen free
- Moisture Sensitivity Level 1
- V_R 30V
- I_{FAV} 200mA
- Part no. with suffix "Q" means AEC-Q101 qualified

Applications

- For low-loss, fast-recovery, meter protection, bias isolation and clamping application
- Low Forward Voltage Drop

Mechanical Data

Case: SOD523

Terminals: ° (Ta=25 Unless otherwise specified)

PARAMETER	SYMBOL	UNIT	CONDITIONS	VALUE
Maximum Recurrent Peak Reverse Voltage	V_{RRM}	V		30
Average forward current	I_{DFC}		-55 to +125	

Storage temperature range	T_{stg}	°C		-55 to +150
---------------------------	-----------	----	--	-------------

Electrical Characteristics $T_a=25$ Unless otherwise specified

PARAMETER	SYMBOL	UNIT	CONDITIONS	Min	Typ	Max
Forward Voltage	V_F	V	$I_F=0.1mA$		0.20	0.24
			$I_F=1mA$		0.26	0.32
			$I_F=10mA$		0.33	0.4
			$I_F=30mA$		0.40	0.5
			$I_F=100mA$		0.50	1.0
Reverse Current	I_R	uA	$V_R=25V$		0.35	2
Reverse Breakdown Voltage	V_{BR}	V	$I_R=100uA$	30	47	
Typical Junction Capacitance	C_J	pF	V_R			



Ordering Information (Example)

PREFERRED P/N	PACKING CODE	UNIT WEIGHT(g)	MINIMUM PACKAGE(pcs)	INNER BOX QUANTITY(pcs)	OUTER CARTON QUANTITY(pcs)	DELIVERY MODE
BAT54XV2Q	F2	Approximate 0.002	8000	80000	320000	7" reel

Characteristics (Typical)

Fig.1: $P_D - T_A$

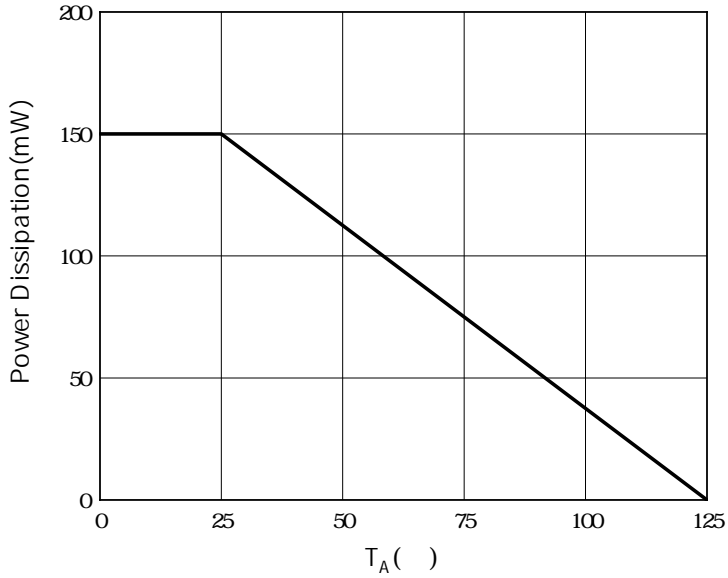


Fig.2: Capacitance Characteristics

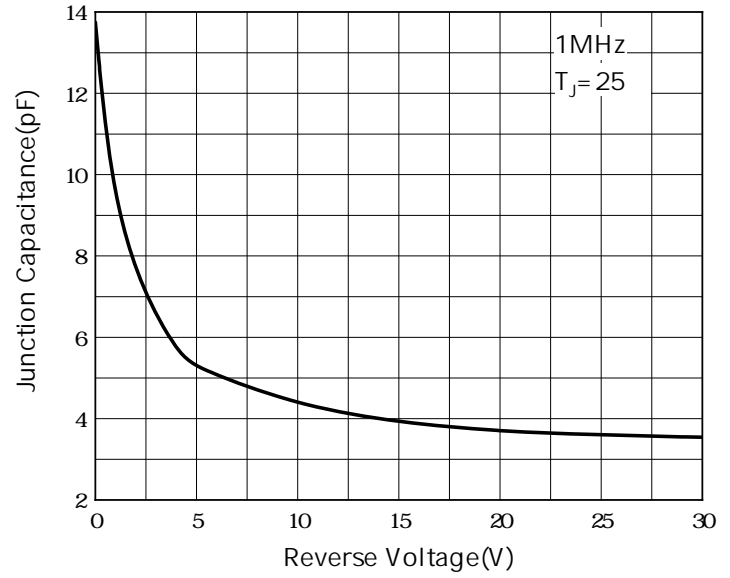
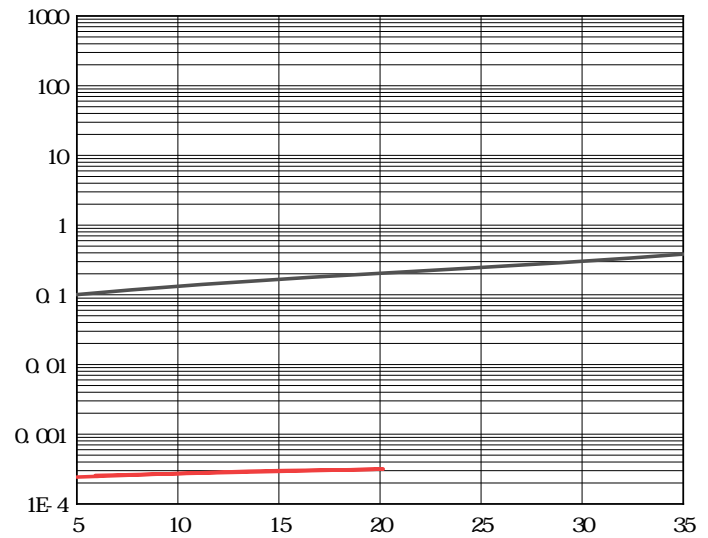
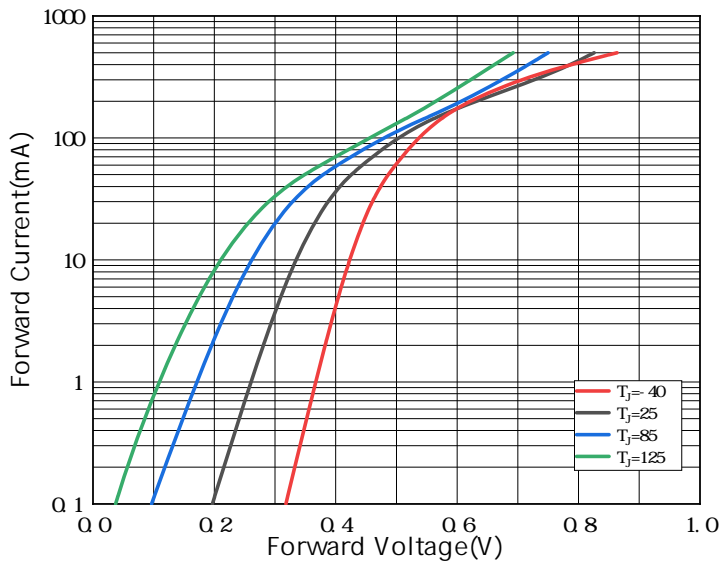
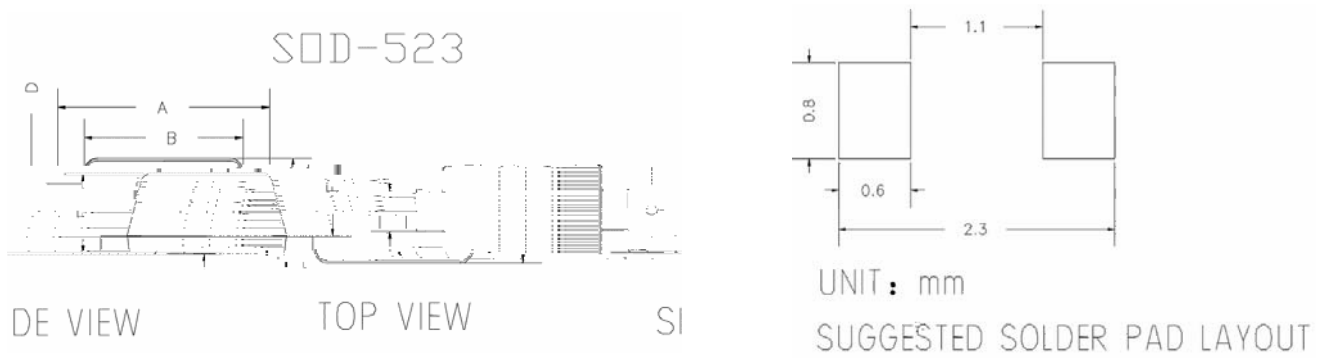


Fig.3: Forward Characteristics




Outline Dimensions



DIMENSIONS				
DIM	INCHES		MM	
	MIN	MAX	MIN	MAX
A	0.059	0.067	1.500	1.700
B	0.043	0.051	1.100	1.300
C	0.028	0.035	0.700	0.900
D	0.010	0.014	0.250	0.350
E	0.002	0.008	0.050	0.200
F	0.028	0.035	0.700	0.900

Marking Information



Note:

1. All marking is at middle of the product body
2. All marking is in laser marking
3. Body color: Black



Disclaimer

The information presented in this document is for reference only. Yangzhou Yangjie Electronic Technology Co., Ltd. reserves the right to make changes without notice for the specification of the products displayed herein to improve reliability, function or design or otherwise.

The product listed herein is designed to be used with automotive electronics are not designed for use in medical, life-saving, life-sustaining, or military, Yangjie or anyone on its behalf, assumes no responsibility or liability for any damages resulting from such improper use of sale.

This publication supersedes & replaces all information previously supplied. For additional information, please visit our website [http:// www.21yangjie.com](http://www.21yangjie.com) , or consult your nearest Yangjie's sales office for further assistance.