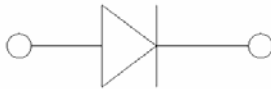




Surface Mount Schottky Rectifier



Features

- Low profile package
- Ideal for automated placement
- Guardring for overvoltage protection
- Low power losses, high efficiency
- High forward surge capability
- Meets MSL level 1, per J-STD-020, LF maximum peak of 260 °C
- Part no. with suffix "Q" means AEC-Q101 qualified

Typical Applications

For use in low voltage high frequency inverters, freewheeling, DC/DC converters, automotive and polarity protection applications.

Mechanical Date

- Package:** SOD-323HE
- Molding compound meets UL 94 V-0 flammability rating, RoHS-compliant, halogen-free
- Terminals:** Tin plated leads, solderable per J-STD-002 and JESD22-B102
- Polarity:** Cathode line denotes the cathode end

Maximum Ratings (T_j=25 Unless otherwise specified)

PARAMETER	SYMBOL	UNIT	FM16EQ
Device marking code			16
Repetitive peak reverse voltage	V _{RRM}	V	60
Maximum RMS voltage	V _{RMS}	V	42
Maximum DC blocking voltage	V _{DC}	V	60
Maximum average forward rectified current at T _L (Fig.1)	I _{F AV}	A	1.0
Surge(non-repetitive)forward current @60Hz half-sine wave,1 cycle, T _J =25	I _{FSM}	A	30
Voltage rate of change (rated V _R)	dV/dt	V/μs	10000

Storage temperature

T_{stg}

					UNIT	
Instantaneous forward voltage	V _F	I _F =1A	T _J =25	0.6	0.7	V
			T _J =125	-	0.55	
Reverse current	I _R	Rated V _R	T _J =25	-	50	uA
			T _J =125	-	10	mA
Typical junction capacitance	C _J	V _R =4V,f=1MHz		45	-	pF



FM16EQ

Thermal Characteristics (T_a=25 Unless otherwise specified)

PARAMETER	SYMBOL	UNIT	FM16EQ
	R _{J-A}		260 ¹
Thermal resistance	R _{J-L}	/W	



Marking Information

Outline Dimensions

SOD-323HE		
Dim	Millimeters	
	Min	Max

Suggested pad layout



Disclaimer

The information presented in this document is for reference only. Yangzhou Yangjie Electronic Technology Co., Ltd. reserves the right to make changes without notice for the specification of the products displayed herein to improve reliability, function or design or otherwise.

The product listed herein is designed to be used with automotive electronics,are not designed for use in medical, li... d á