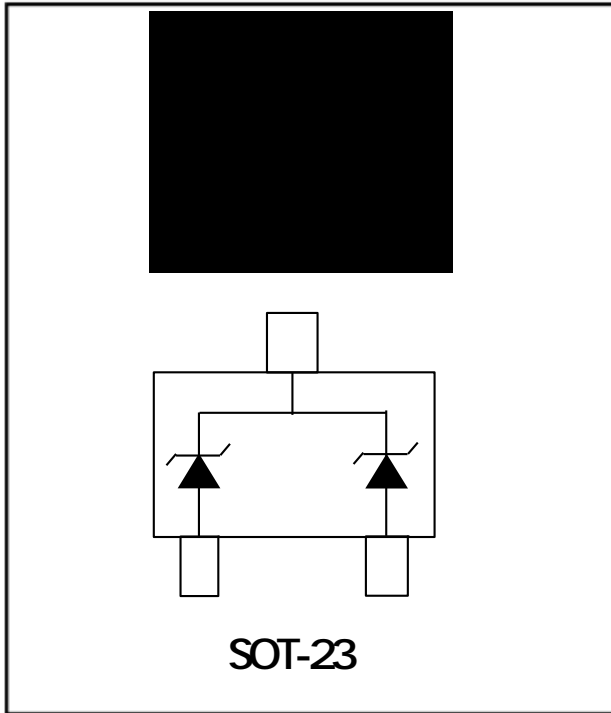


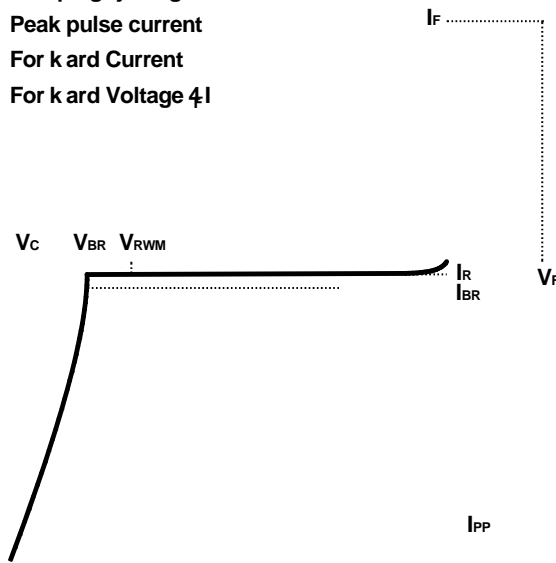
2- Line, Uni-directional, ESD protection diode

Features

- Transient protection for each line according to IEC61000-4-2(ESD): $\pm 30\text{kV}$ contact, $\pm 30\text{kV}$ air
- IEC61000-4-5:8A ($t_p=8/20\mu\text{s}$)
- Low leakage current



- V_C Reverse stand-off voltage
- I_R Reverse leakage current
- V_{BR} Reverse breakdown voltage
- V_C Clamping voltage
- I_{PP} Peak pulse current
- I_F Forward Current
- V_F Forward Voltage





ESD3602ETAHQ

Maximum Ratings

PARAMETER	SYMBOL	LIMITS	UNIT
Peak pulse power ($t_p = 8/20\mu s$)	P_{pk}	480	W



Characteristics (Typical)

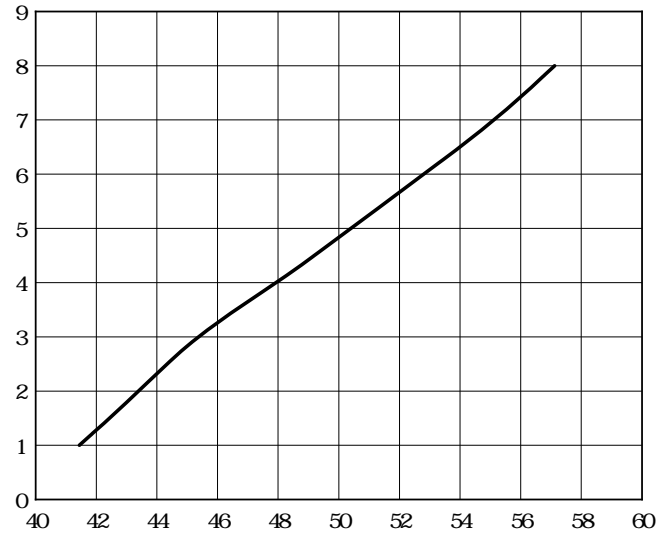
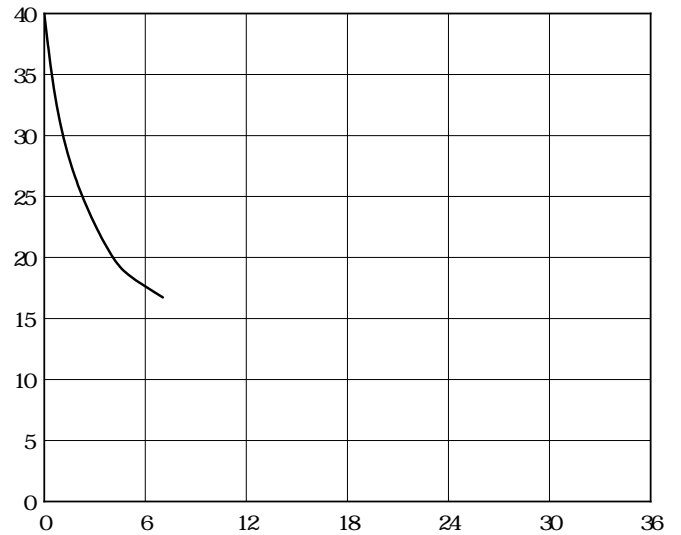
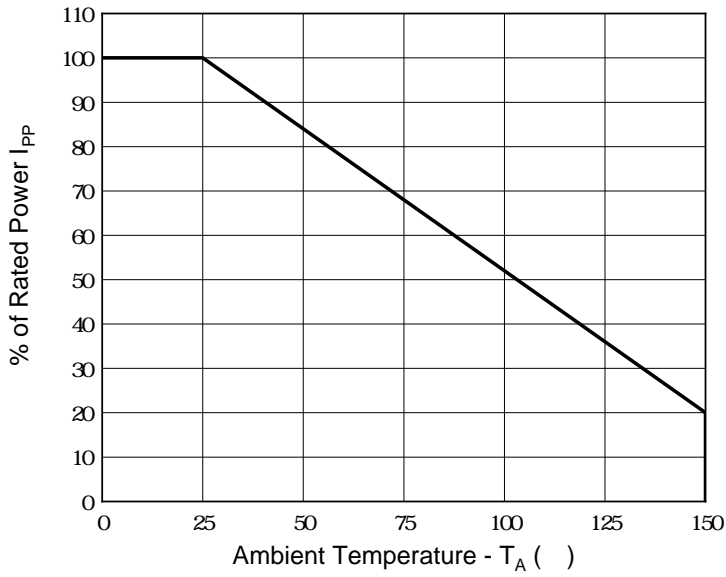


Fig.3: Power Derating Curve





ESD3602ETAHQ

Disclaimer

The information presented in this document is for reference only. Yangzhou Yangjie Electronic Technology Co., Ltd. reserves the right to make changes without notice for the specification of the products displayed herein to improve reliability, function or design or otherwise.

The product listed herein is designed to be used with automotive electronics are not designed for use in medical, life-saving, lifesustaining, or military, Yangjie or anyone on its behalf, assumes no responsibility or liability for any damages resulting from such improper use of sale.

This publication supersedes & replaces all information previously supplied. For additional information, please visit our website [http:// www.21yangjie.com](http://www.21yangjie.com) , or consult your nearest Yangjie's sales office for further a