




P-Channel and P-Channel Compleme



Product Summ

V_{DS}
 I_D
 $R_{DS(ON)}$ (at $V_{GS}=-10$
 $R_{DS(ON)}$ (at $V_{GS}=-4.5$
 100% EAS Tested

General Descri

Trench Power LV M
 High density cell de
 High Speed switchi
 Moisture Sensitivity
 Epoxy Meets UL 94
 Halogen Free

Applications

Battery protection
 Load switch
 Power managemen

Absolute Maximum Ratings ($T_A=25$ unless otherwise noted)

Parameter	Symbol			
Drain-source Voltage	V_{DS}			
Gate-source Voltage	V_{GS}	± 20	V	
Drain	I_D	-10	A	$T_A=25$



YJS7328B

Electrical Characteristics ($T_J=25$ unless otherwise noted)

Parameter	Symbol	Conditions	Min	Typ	Max	Units
-----------	--------	------------	-----	-----	-----	-------

Static Parameter



Typical Electrical and Thermal Characteristics Diagrams

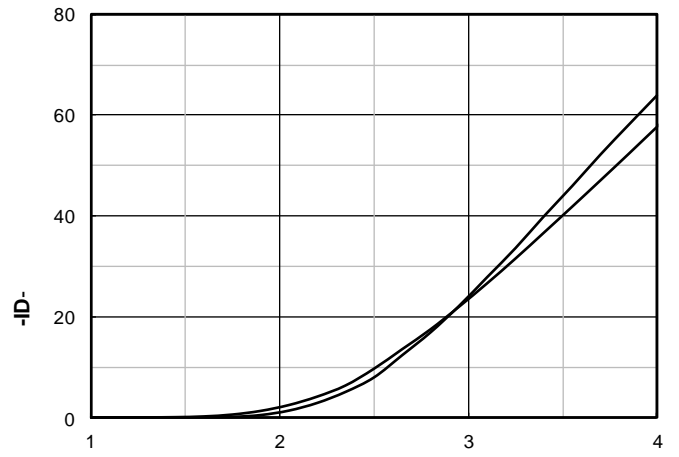
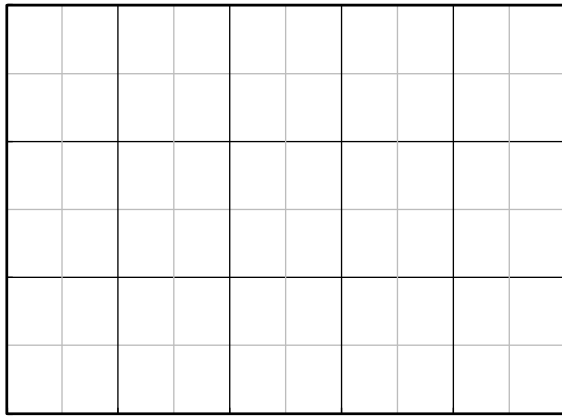


Figure 1. Output Characteristics



YJS7328B

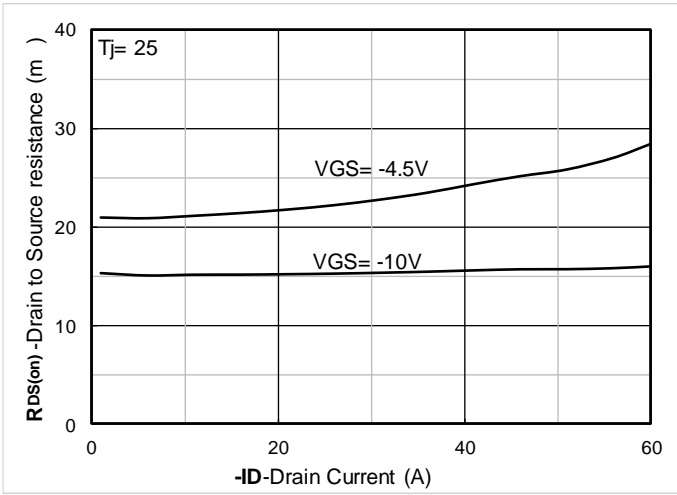


Figure 7. $R_{DS(on)}$ VS Drain Current

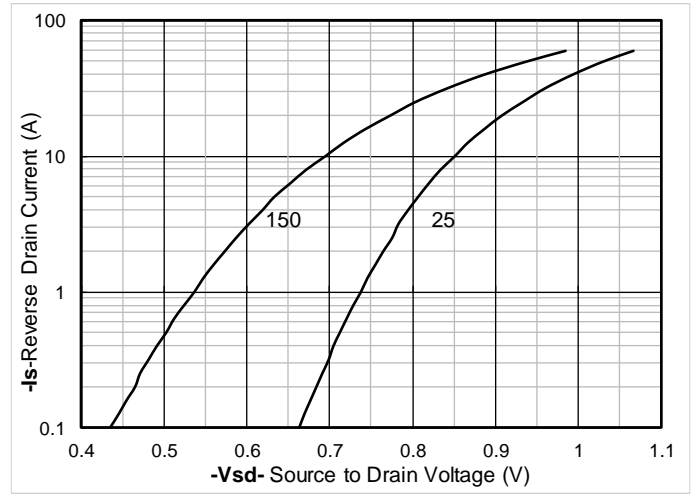


Figure 8. Forward characteristics of reverse diode

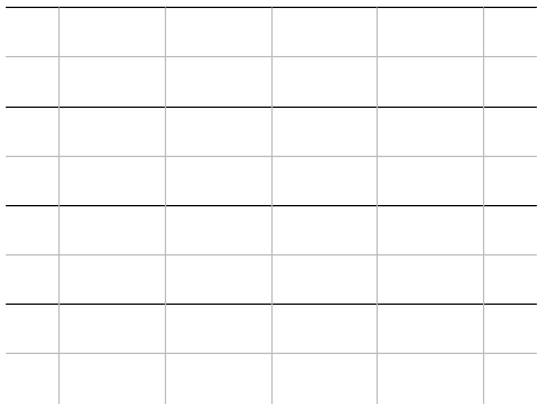


Figure 9. Normalized breakdown voltage

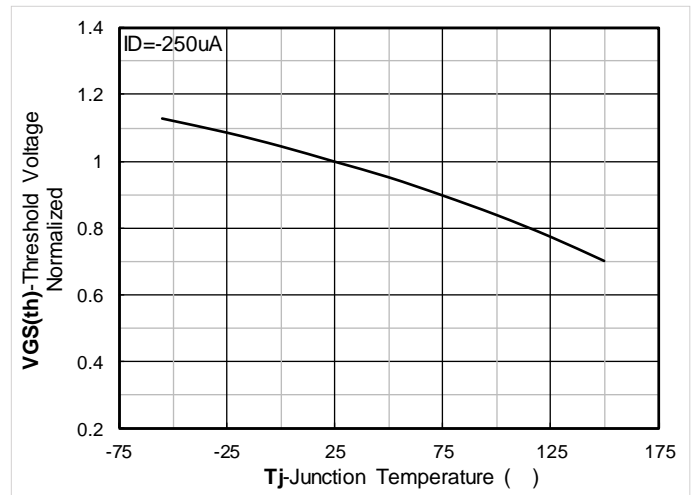
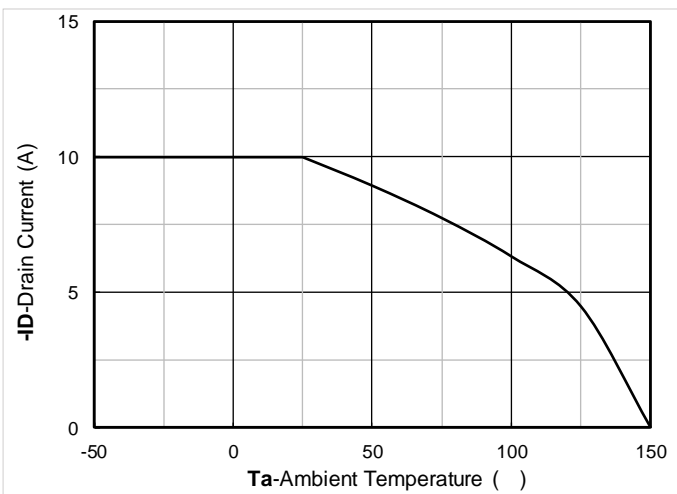



Figure 10. Normalized Threshold voltage







SOP-8 Package information

