



P-Channel Enhancement Mode Field Effect Transistor

Product Summary

V_{DS}	-60 V
I_D	-5 A
$R_{DS(ON)}$ (at $V_{GS}=-10V$)	55 m
$R_{DS(ON)}$ (at $V_{GS}=-4.5V$)	70 m

General Description

Split gate trench MOSFET technology
Extremely low switching loss
Excellent stability and uniformity
Moisture Sensitivity Level 1



YJM05GP06A

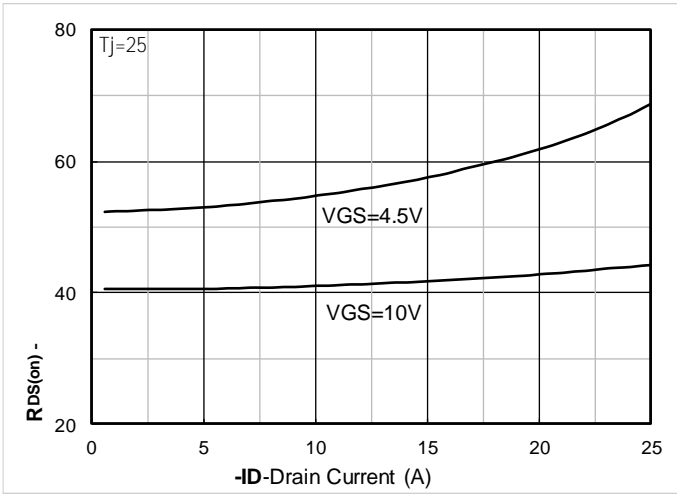


Figure 7. RDS(on) VS Drain Current

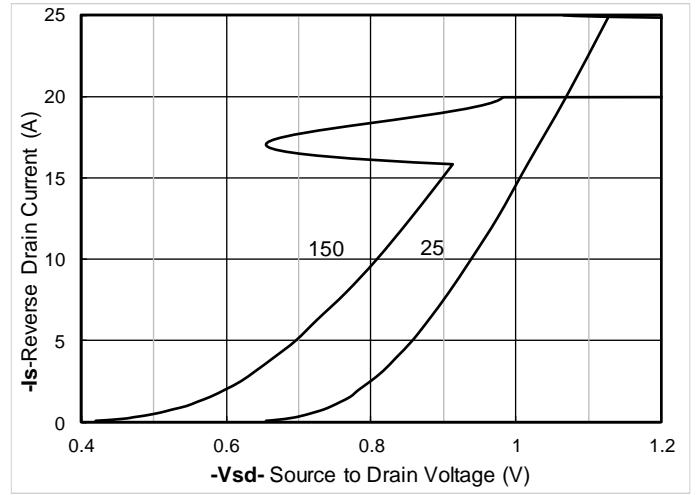


Figure 8. Forward characteristics of reverse diode

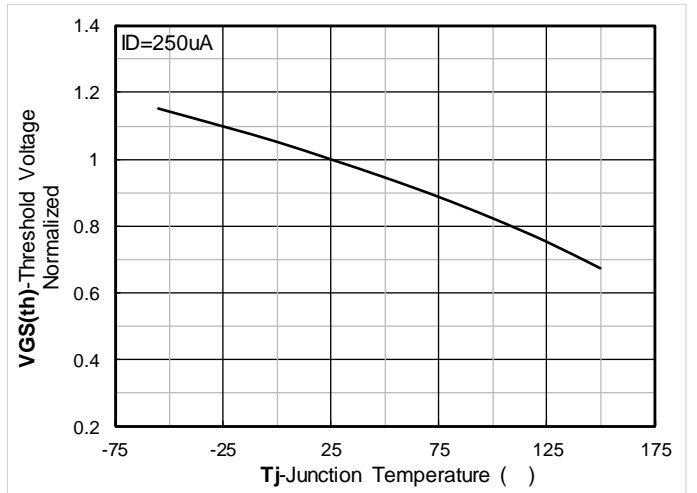
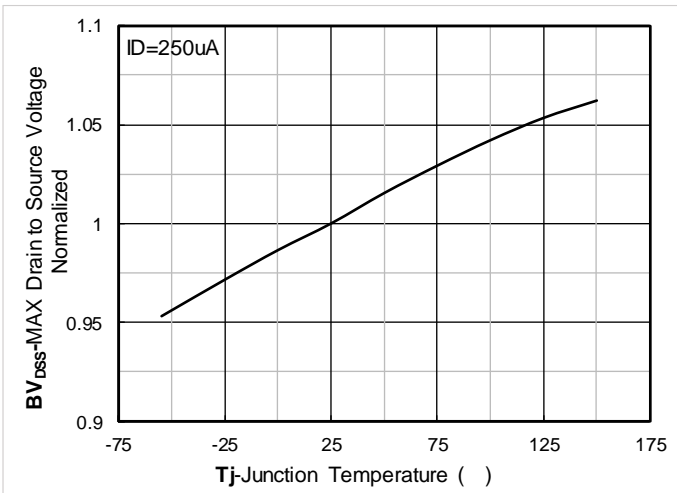


Figure 9. Normalized



13. Maximum Transient Thermal Impedance

Figure 14. Safe Operation Area



SOT-223 Package Information



YJM05GP06A

Disclaimer

The information presented in this document is for reference only. Yangzhou Yangjie Electronic Technology Co., Ltd. reserves the right to make changes without notice for the specification of the products displayed herein to improve reliability, function or design or otherwise.

The product listed herein is designed to be used with ordinary electronic equipment or devices, and not designed to be used with equipment or devices which require high level of reliability and the malfunction of which would directly endanger human life (such as medical instruments, transportation equipment, aerospace machinery, nuclear-reactor controllers, fuel controllers and other safety devices), Yangjie or anyone on its behalf, assumes no responsibility or liability for any damages resulting from such improper use of sale.