



P-Channel Enhancement Mode Field Effect Transistor

Product Summary

V_{DS}	-100V
I_D	-0.8A
$R_{DS(ON)}$ (at $V_{GS}=-10V$)	600m
$R_{DS(ON)}$ (at $V_{GS}=-4.5V$)	650m

General Description

Voltage controlled small signal switch
Fast Switching Speed
Moisture Sensitivity Level 1
Epoxy Meets UL 94 V-0 Flammability Rating
Halogen Free

Applications

Power Management Functions
Motor Control
DC-DC convertor



YJL600P10AJ

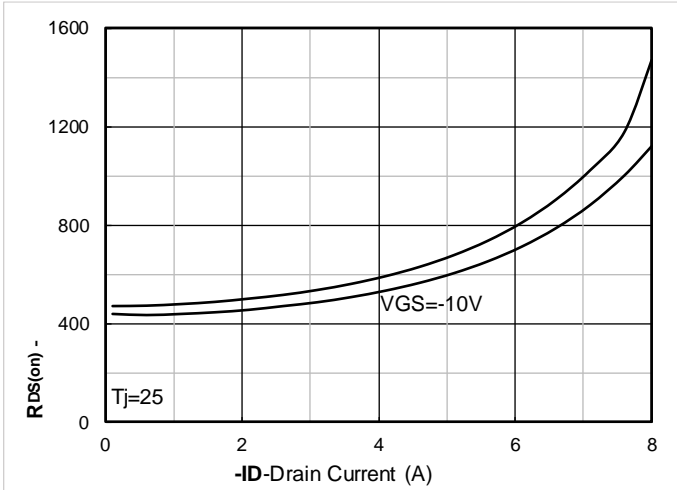


Figure 7. RDS(on) VS Drain Current

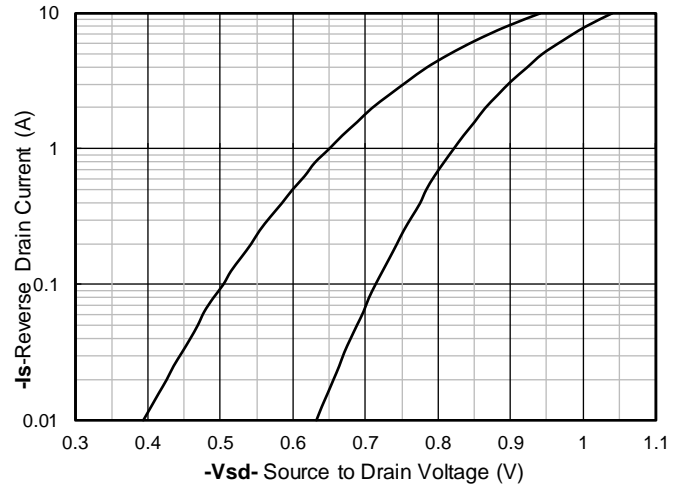


Figure 8. Forward characteristics of reverse diode

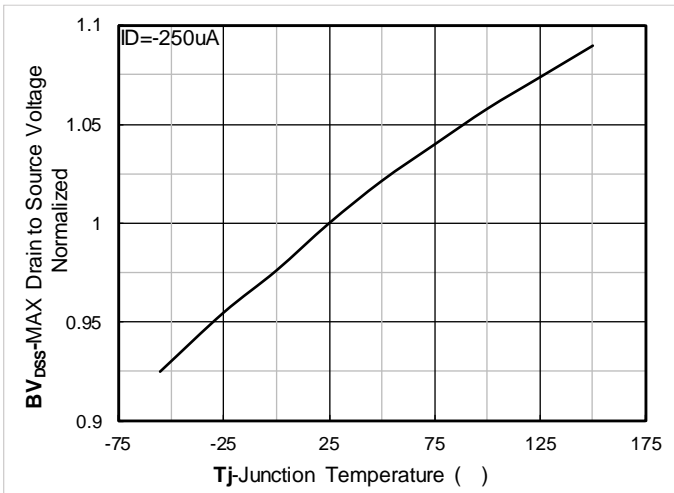


Figure 9. Normalized breakdown voltage




Figure 10. Normalized Threshold voltage



YJL600P10AJ

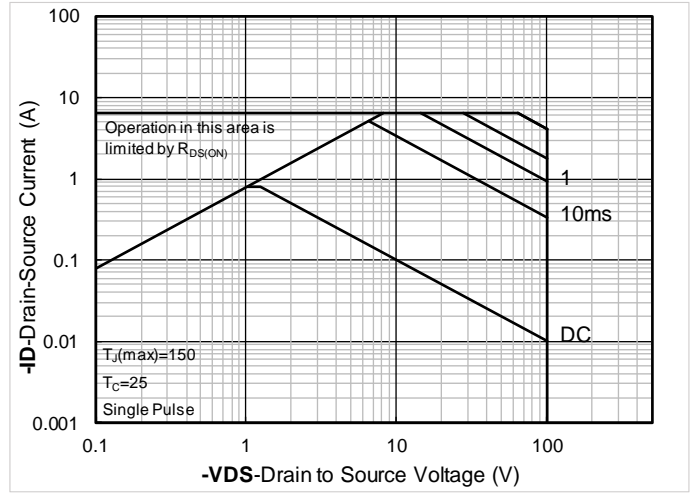
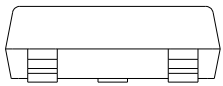
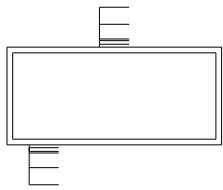


Figure 13. Maximum Transient Thermal Impedance

Figure 14. Safe Operation Area



SOT-23 Package information



UNIT mm

