





# YJL3404AL

## Electrical Characteristics ( $T_J=25$ unless otherwise noted)

Parameter	Symbol	Conditions	Min	Typ	Max	Units
<b>Static Parameter</b>						
Drain-Source Breakdown Voltage	$BV_{DSS}$	$V_{GS}=0V, I_D$	30	-	-	V
Zero Gate Voltage Drain Current	$I_{DSS}$	$V_{DS}=30V, V_{GS}=0V$	-	-	1	
		$V_{DS}=30V, V_{GS}=0V, T_J=150$	-	-	100	
Gate-Body Leakage Current	$I_{GSS}$	$V_{GS}= \pm 20V, V_{DS}=0V$	-	-	$\pm 100$	nA
Gate Threshold Voltage	$V_{GS(th)}$	$V_{DS}= V_{GS}, I_D$	1.0	1.4	2.2	V
Static Drain-Source On-Resistance	$R_{DS(on)}$	$V_{GS}=10V, I_D=6A$	-	18	24	
		$V_{GS}=4.5V, I_D=5A$	-	26	34	
Diode Forward Voltage	$V_{SD}$	$I_S=6A, V_{GS}=0V$	-	0.9	1.2	V
Gate resistance	$R_G$	$f=1MHz, \text{Open drain}$	-	2	-	
Maximum Body-Diode Continuous Current	$I_S$		-	-	6	A
<b>Dynamic Parameters</b>						

Input Capacitance

$C_{iss}$



Typical Electrical and Thermal Characteristics Diagrams

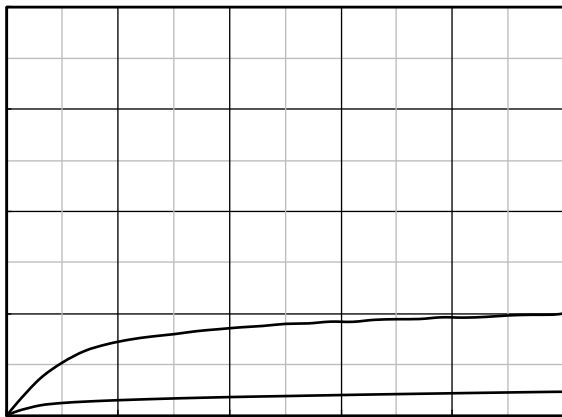


Figure 1. Output Characteristics




Figure 2. Transfer Characteristics

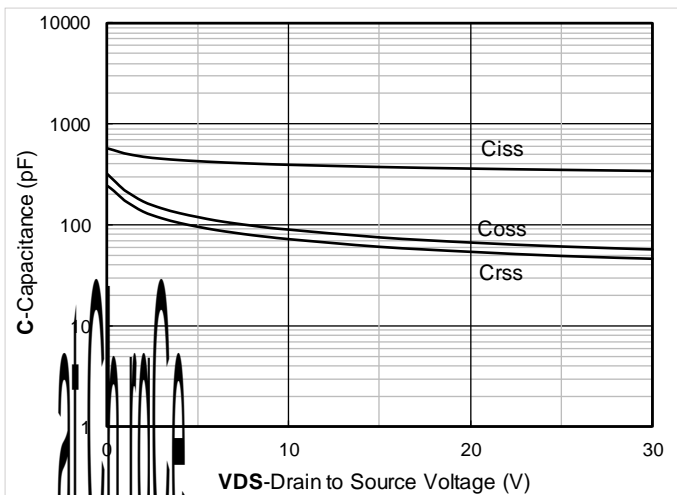


Figure 3. Capacitance Characteristics

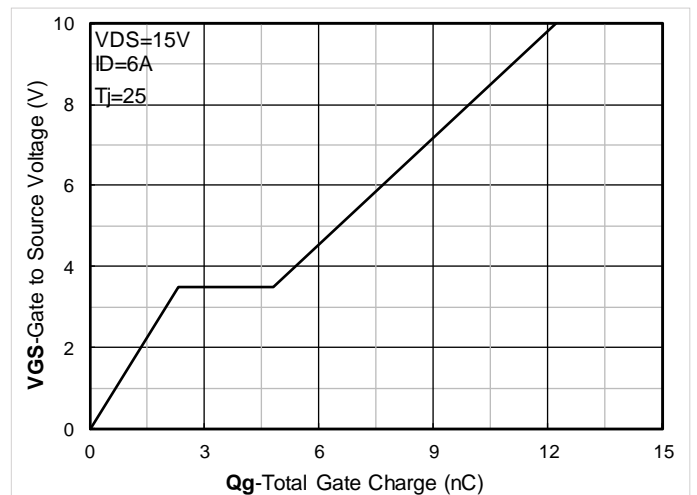


Figure 4. Total Gate Charge Characteristics



Figure 7.  $R_{DS(on)}$  VS Drain Current

Figure 8. Forward characteristics of reverse diode

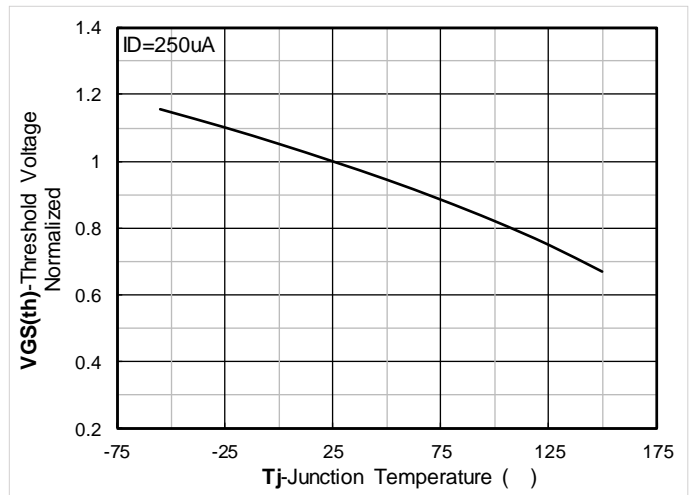


Figure 9. Normalized breakdown voltage

Figure 10. Normalized Threshold voltage

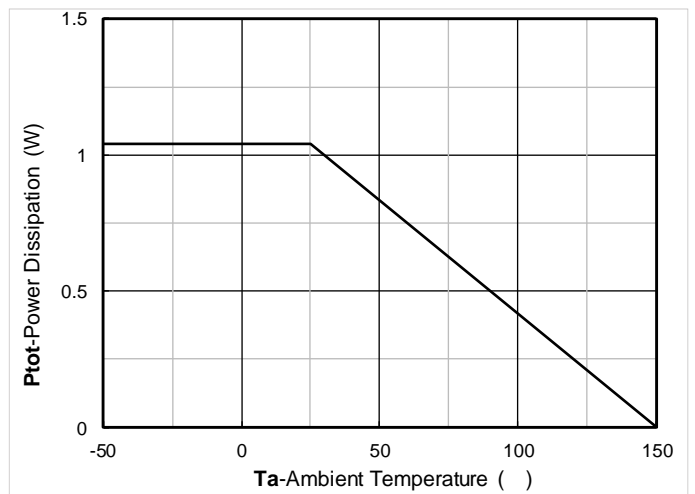
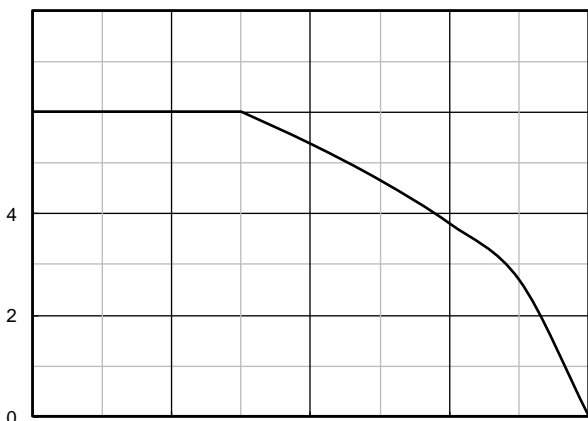


Figure 11. Current dissipation

Figure 12. Power dissipation



# YJL3404AL




Figure 13. Maximum Transient Thermal Impedance

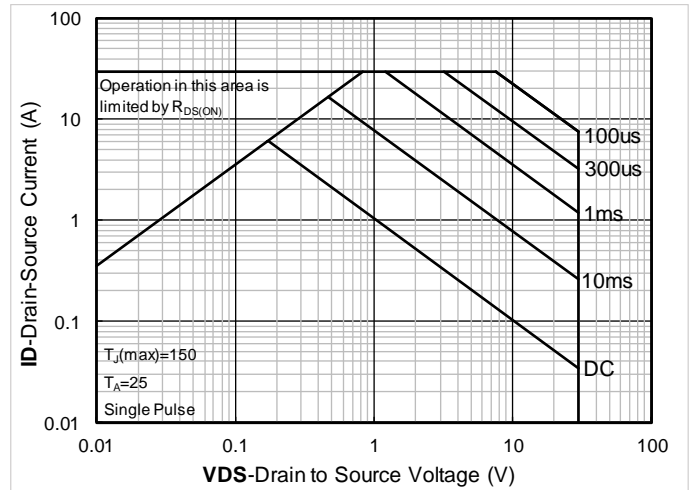
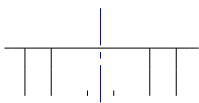
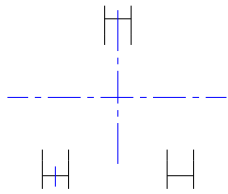


Figure 14. Safe Operation Area



SOT-23-3L Package information



UNIT mm



# YJL3404AL

---

## Disclaimer

The information presented in this document is for reference only. Yangzhou Yangjie Electronic Technology Co., Ltd. reserves the right to make changes without notice for the specification of the products displayed herein to improve reliability, function or design or otherwise.

The product listed herein is designed to be used with ordinary electronic equipment or devices, and not designed to be used with equipment or devices which require high reliability, t683(n)-3(g)-3dJETQq0.000008882 0 596.04 842.04 reW\*nBT/F5 9 Tf1 0 0 1 32.639 551.9