

Figure 7. $R_{DS(on)}$ VS Drain Current

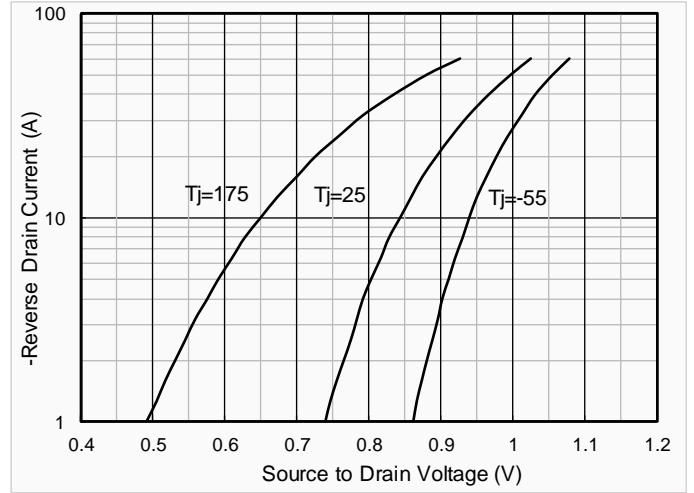


Figure 8. Forward characteristics of reverse diode

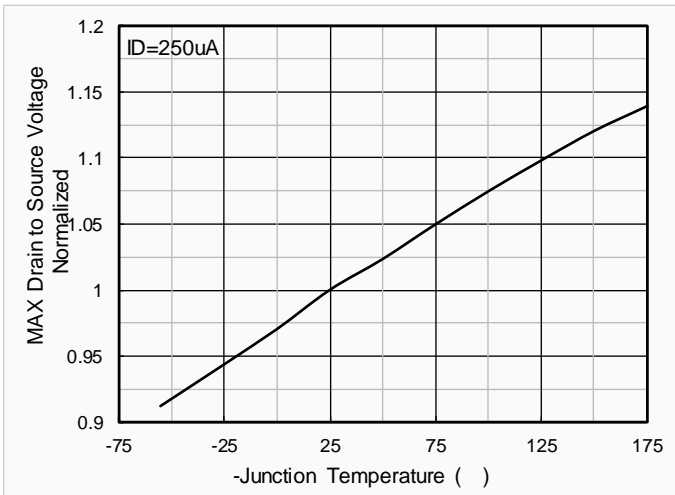


Figure 9. Normalized breakdown voltage

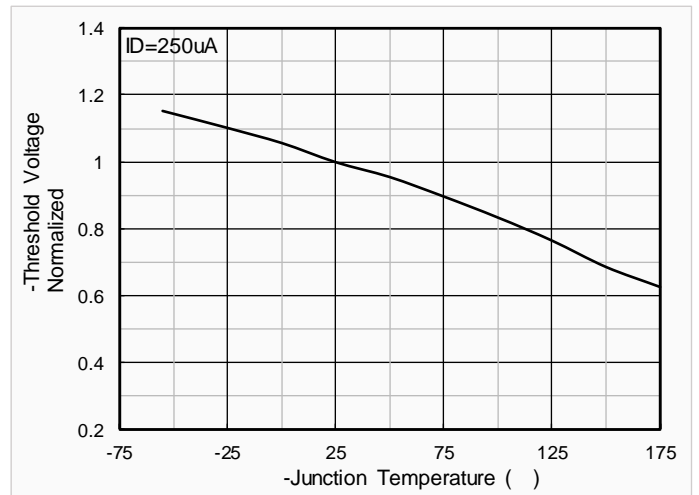


Figure 10. Normalized Threshold voltage

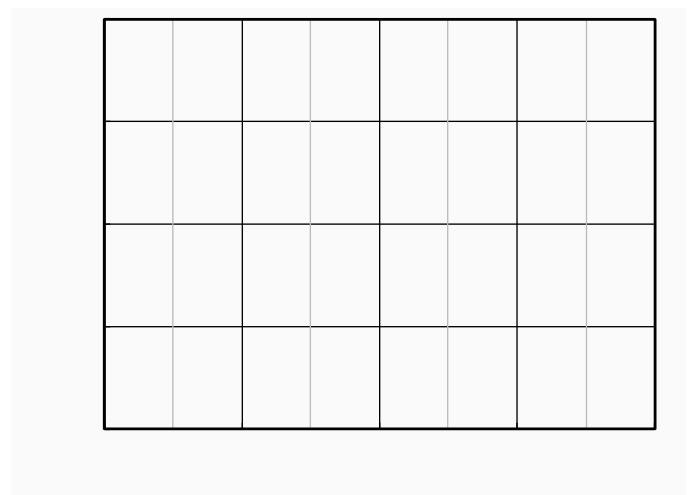



Figure 11. Current dissipation

Figure 12. Power dissipation





The information presented in this document is for reference only. Yangzhou Yangjie Electronic Technology Co., Ltd. reserves the right to make changes without notice for the specification of the products displayed herein to improve reliability, function or design or otherwise.

The product listed herein is designed to be used with automotive electronics, are not designed for use in medical, life-saving, lifesustaining, or military, Yangjie or anyone on its behalf, assumes no responsibility or liability for any damages resulting from such improper use of sale.

This publication supersedes & replaces all information previous 1Dn á j` -M