

YJG10N10B

N-Channel Enhancement Mode Field Effect Transistor

Product Summary

V_{DS}	100V
I_D	10A
$R_{DS(ON)}$ (at $V_{GS}=10V$)	130m
$R_{DS(ON)}$ (at $V_{GS}=4.5V$)	140m
100% EAS Tested	
100% V_{DS} Tested	

General Description

Trench Power MV MOSFET technology
Excellent package for heat dissipation
High density cell design for low $R_{DS(ON)}$
Moisture Sensitivity Level 1
Epoxy Meets UL 94 V-0 Flammability Rating
Halogen Free

Applications

Power management functions
DC-DC convertor

Absolute Maximum Ratings ($T_A=25$ unless otherwise noted)

Parameter	Symbol	Limit	Unit
Drain-source Voltage	V_{DS}	100	V

YJG10N10B

Typical Electrical and Thermal Characteristics Diagrams

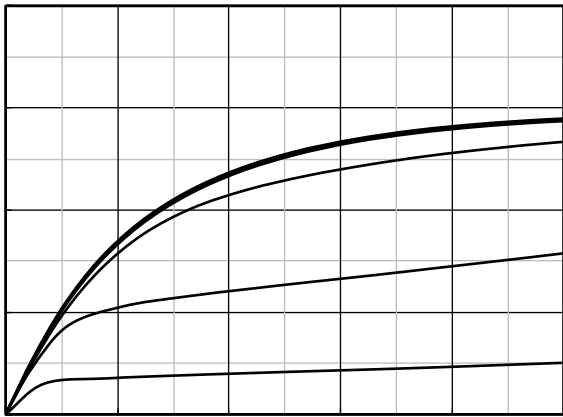


Figure 1. Output Characteristics

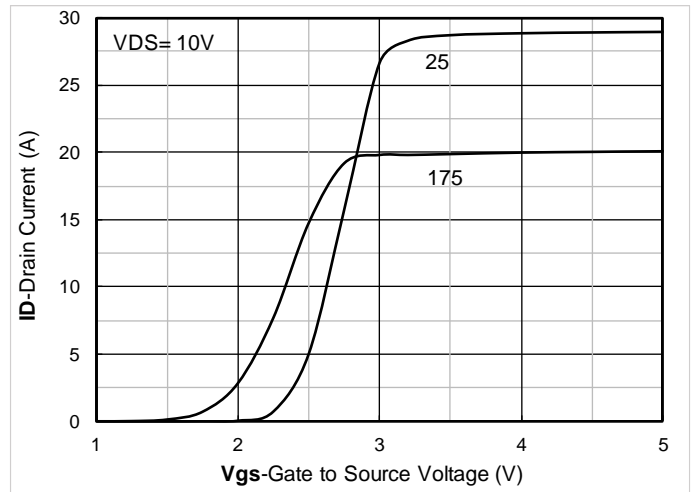


Figure 2. Transfer Characteristics

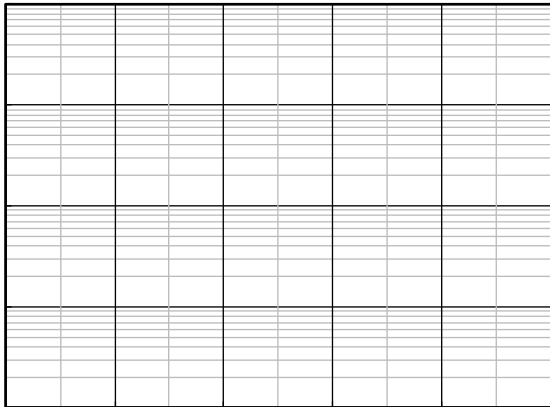


Figure 3. Capacitance Characteristics

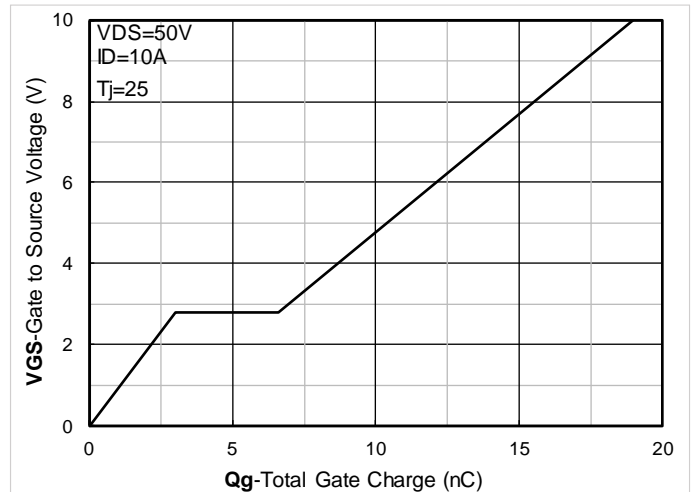


Figure 4. Gate Charge

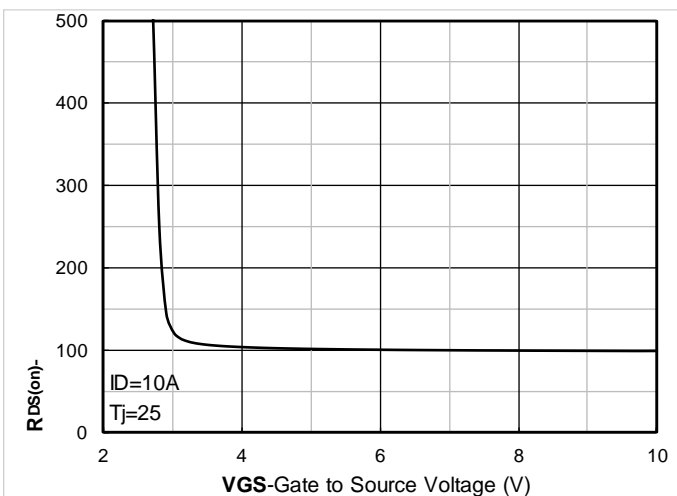


Figure 5. On-Resistance vs Gate to Source Voltage

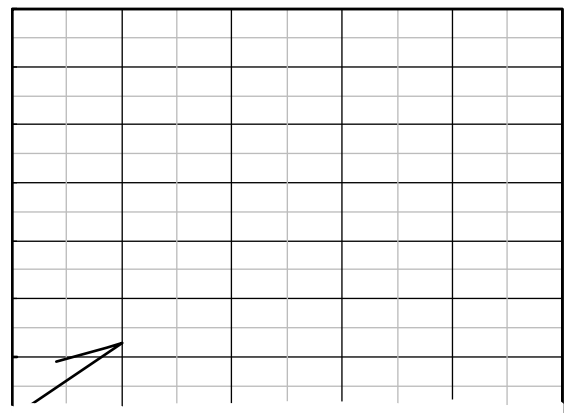


Figure 6. Normalized On-Resistance

YJG10N10B

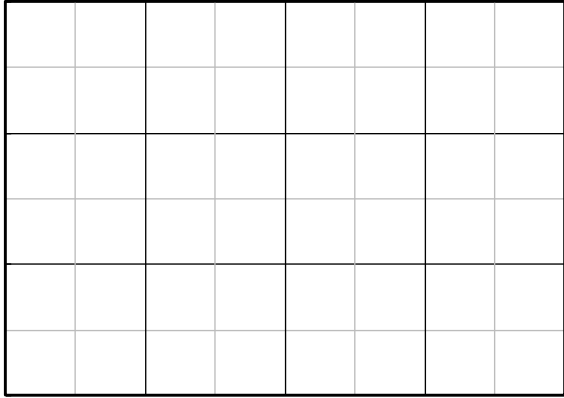


Figure 7. $R_{DS(on)}$ VS Drain Current

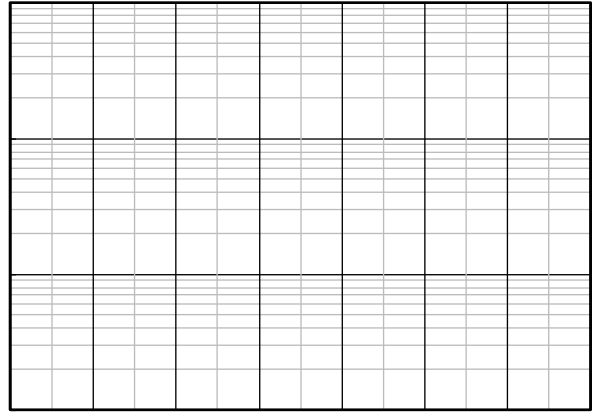


Figure 8. Forward characteristics of reverse diode

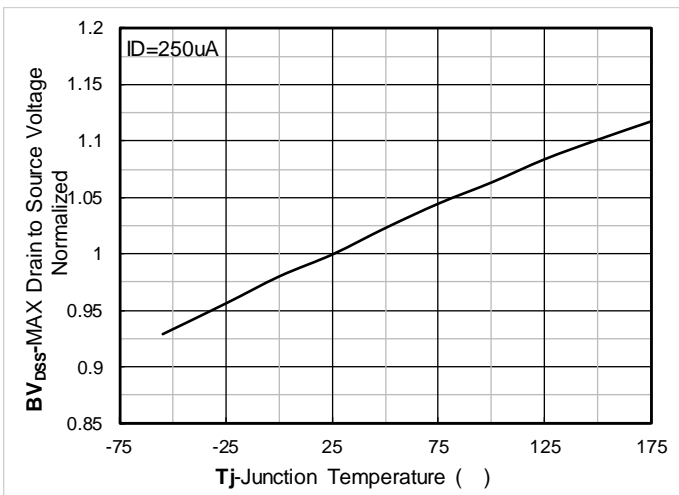


Figure 9. Normalized breakdown voltage

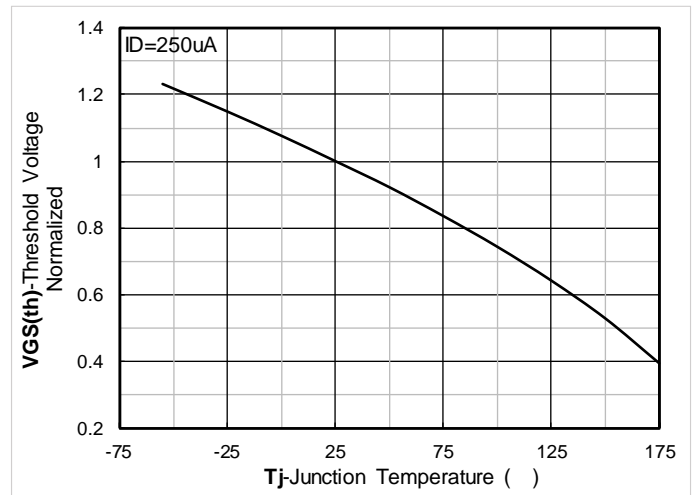


Figure 10. Normalized Threshold voltage

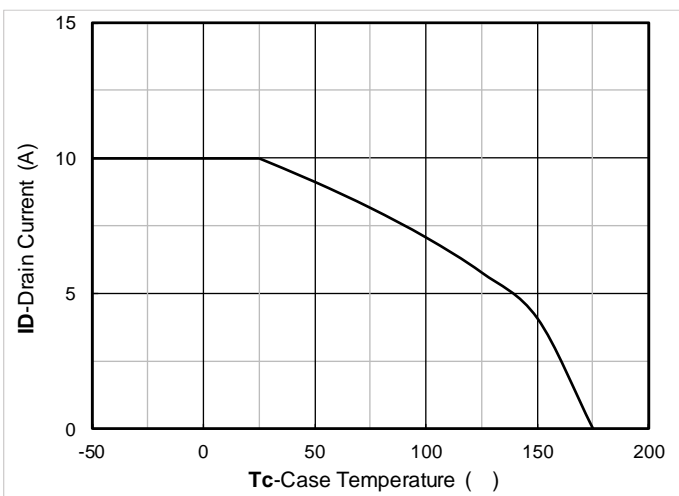


Figure 11. Current dissipation

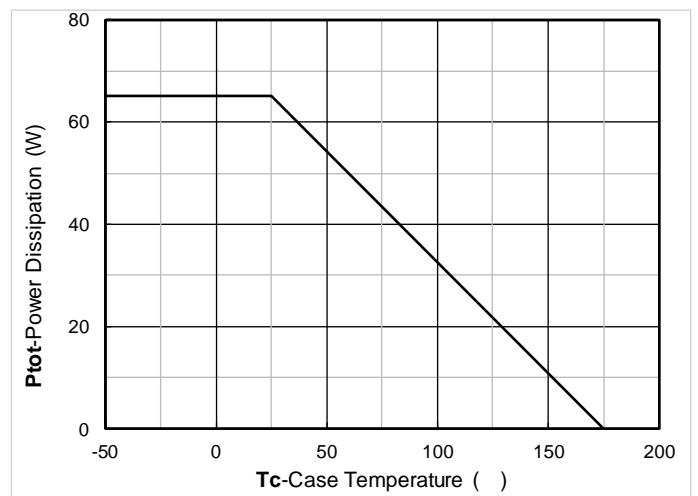


Figure 12. Power dissipation

YJG10N10B

YJG10N10B

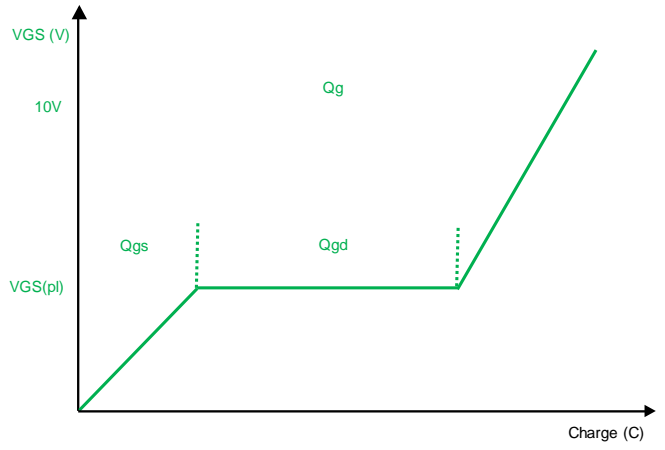
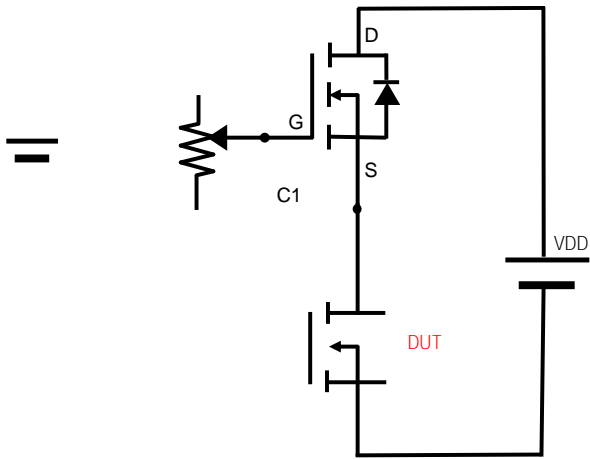
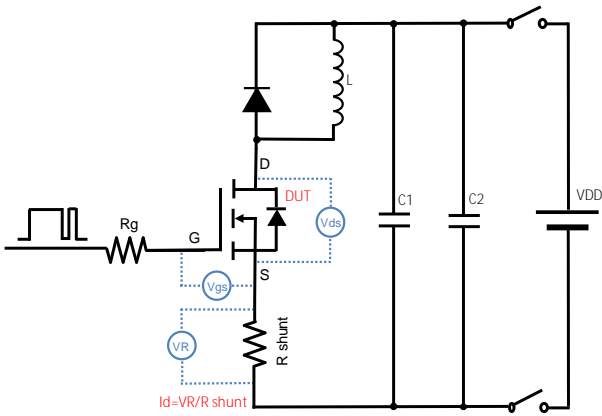
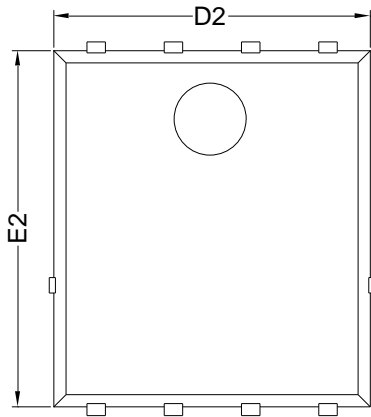


Figure B. Gate Charge Test Circuit & Waveform




YJG10N10B

PDFN5060-8L-B-1.1MM Package information



Top View



Bottom View

Side View

SYMBOL	MILLIMETER		
	MIN	NOM	MAX
D	5.15	5.35	5.55
E	5.95	6.15	6.35
A	1.00	1.10	1.20
A1	0.254 BSC		
A2			0.10
D1	3.92	4.12	4.32
E1	3.52	3.72	3.92
D2	5.00	5.20	5.40
E2	5.66	5.86	6.06
E3	0.254 REF		
E4	0.21 REF		
L1	0.56	0.66	0.76
L2	0.50 BSC		
b	0.31	0.41	0.51
e	1.27 BSC		

Note:

1. Controlling dimension: in millimeters.
2. General tolerance: ± 0.10 mm.
3. The pad layout is for reference purposes only.

YJG10N10B

Disclaimer

The information presented in this document is for reference only. Yangzhou Yangjie Electronic Technology Co., Ltd. reserves the right to make changes without notice for the specification of the products displayed herein to improve reliability, function or design or otherwise.

The product listed herein is designed to be used with ordinary electronic equipment or devices, and not designed to be used with equipment or devices which require high level of reliability and the malfunction of which would directly endanger human life (such as medical instruments, transportation equipment, aerospace machinery, nuclear-reactor controllers, fuel controllers and other safety