



Maximum Ratings

Symbol	Conditions	Values	Units
V_R		100	V
$I_{F(AV)}$	$T_C=125^{\circ}\text{C}$, Per Diode	100	A
	$T_C=125^{\circ}\text{C}$, Per Module	200	A
I_{FSM}	1/2 Cycle , 60Hz, Sine	1500	A
I^2t	$T_J=45^{\circ}\text{C}$, $t=8.3\text{ms}$, 60Hz, Sine	11250	A^2s
T_J		-40 to +150	$^{\circ}\text{C}$
T_{STG}		-40 to +150	$^{\circ}\text{C}$
Visol	3600V AC 1s	1	mA
Torque	Recommended M4	0.6 1.2	N·m
Torque	Recommended M4	0.6 1	N·m
Weight		27	g



Performance Curves

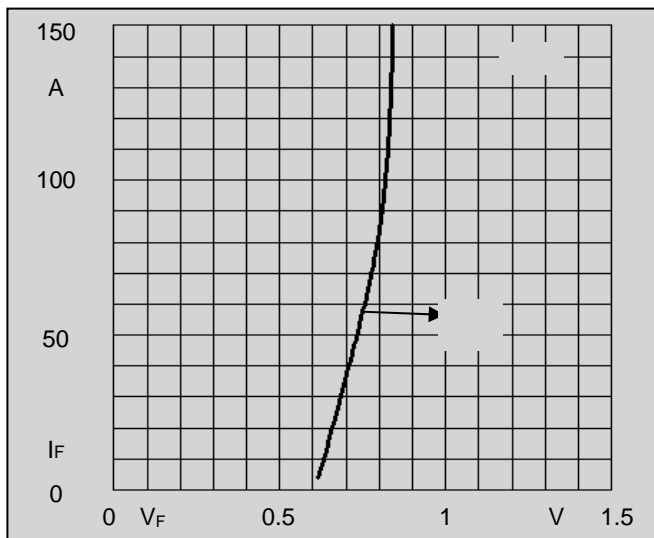


Fig1. Forward Voltage Drop vs Forward Current

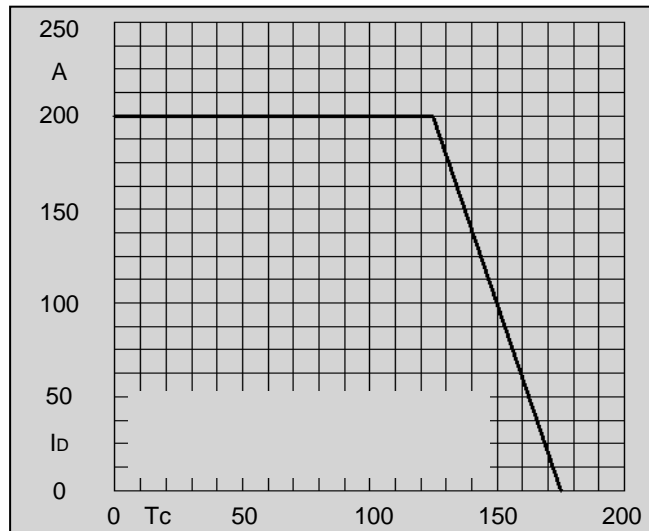


Fig2. Forward Current Derating Curve

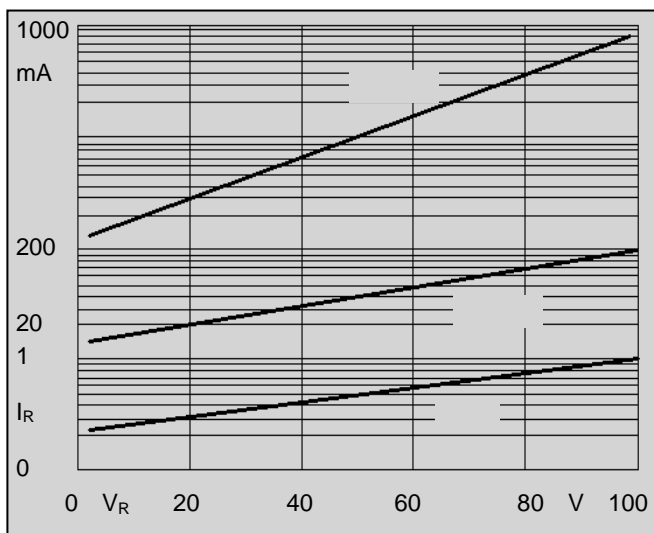
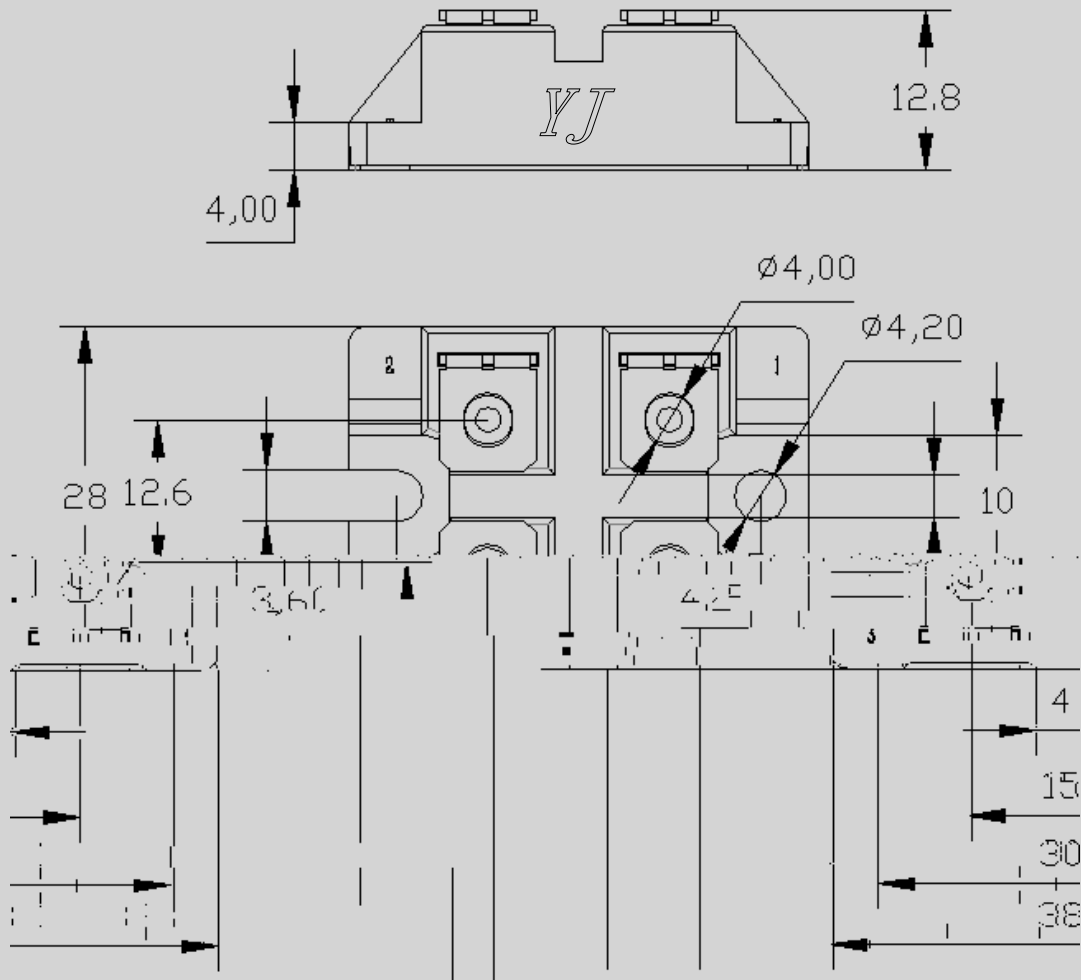


Fig3. Typical Reverse Current



Package Outline Information

CASE: FJ



Dimensions in mm