




## Maximum Ratings


Parameter

Symbol



## Electrical Characteristics of the IGBT $T_j = 25$ unless otherwise specified

Parameter	Symbol	Conditions	Min.	Typ.	Max.	Unit
<b>Static</b>						
Collector-Emitter Breakdown Voltage	$BV_{CES}$	$V_{GE}=0V, I_C$	1200		-	V
Gate Threshold Voltage	$V_{GE(th)}$	$V_{GE}=V_{CE}, I_C=1mA$ $V_{GE}=15V, I_C=40A$	5.0	5.8	6.6	V
Collector-Emitter Saturation Voltage	$V_{CE(sat)}$	$T_j$				



## Electrical Characteristics of the Diode $T_j = 25$ unless otherwise specified

Parameter	Symbol	Conditions	Min.	Typ.	Max.	Unit
<b>Static</b>						
Diode Forward Voltage	$V_F$	$I_F = 40A$ $T_j = 25^\circ C,$ $T_j = 125^\circ C$ $T_j = 150^\circ C$		2.85 2.60 2.50	3.30	V

## Switching Characteristic, Inductive Load


Parameter	Symbol	Conditions	Min.	Typ.	Max.	Unit
-----------	--------	------------	------	------	------	------

Dynamic , at  $T_j = 25$



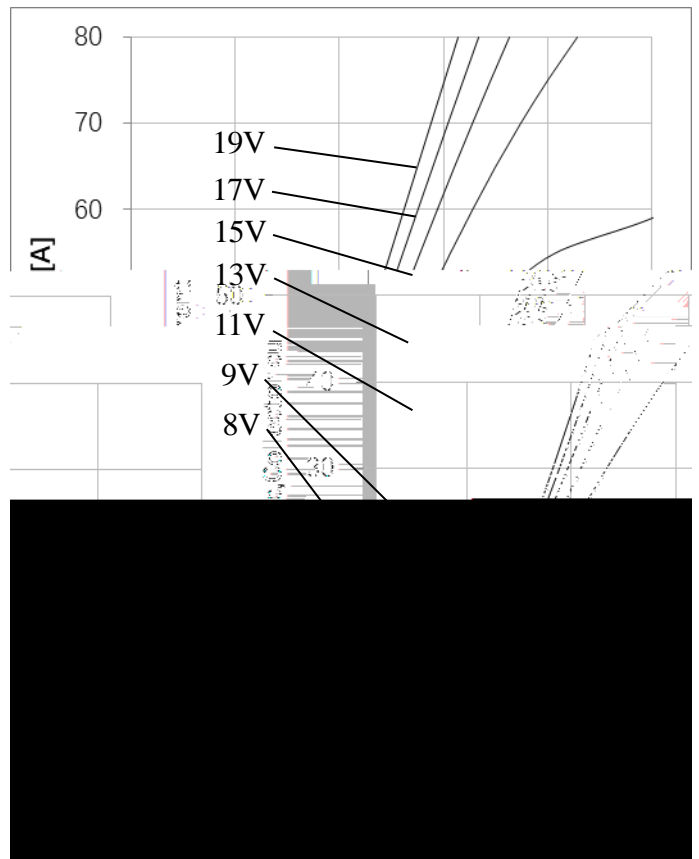
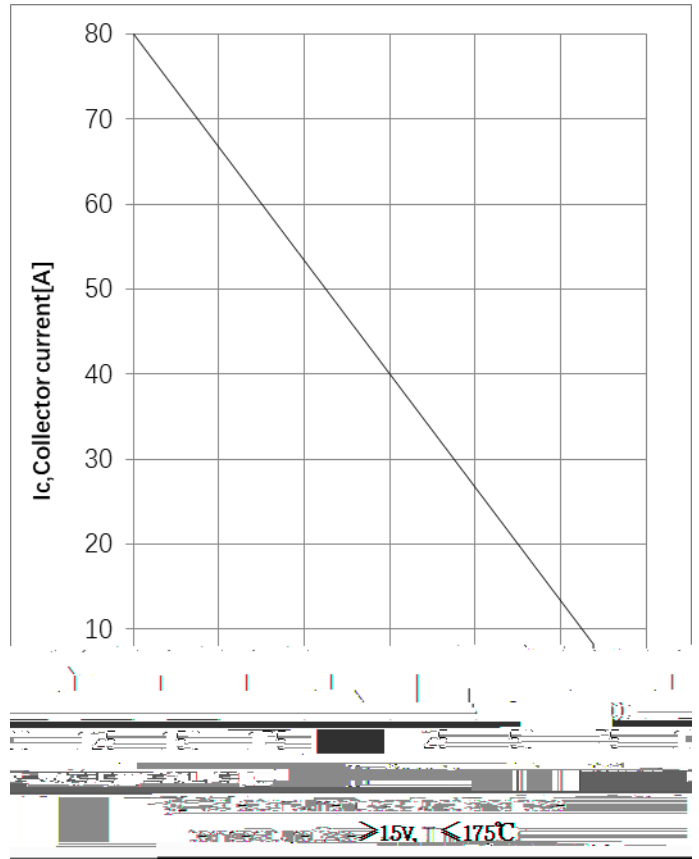
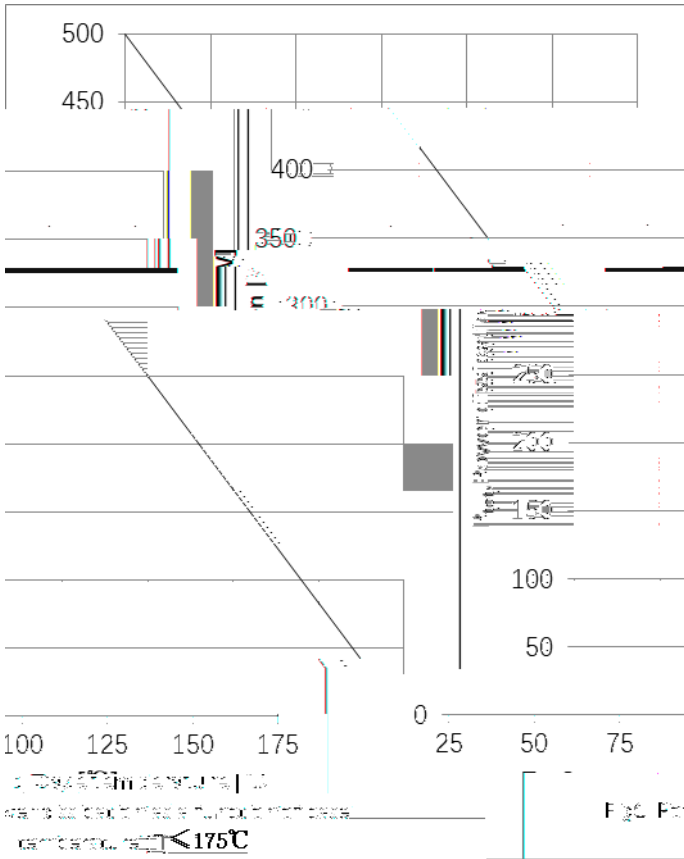
## Electrical Characteristics of the DIODE


Parameter	Symbol	Conditions	Min.	Typ.	Max.	Unit
<b>Dynamic , at T<sub>j</sub>= 25</b>						
Reverse Recovery Current	I <sub>rr</sub>	I <sub>F</sub> =40A, V <sub>R</sub> =600V, di/dt= -510	-	14	-	A
Diode reverse recovery time	trr		-	305	-	ns
Reverse Recovery Charge	Q <sub>rr</sub>		-	1.09	-	uC
Reverse Recovery Energy	E <sub>rec</sub>		-	0.43	-	mJ
<b>Dynamic , at T<sub>j</sub>= 125</b>						
Reverse Recovery Current	I <sub>rr</sub>		-	15	-	A
Diode reverse recovery time	trr	I <sub>F</sub> =40A, V <sub>R</sub> =600V di/dt= -510	-	446	-	ns



# DGW40N120CTH0D

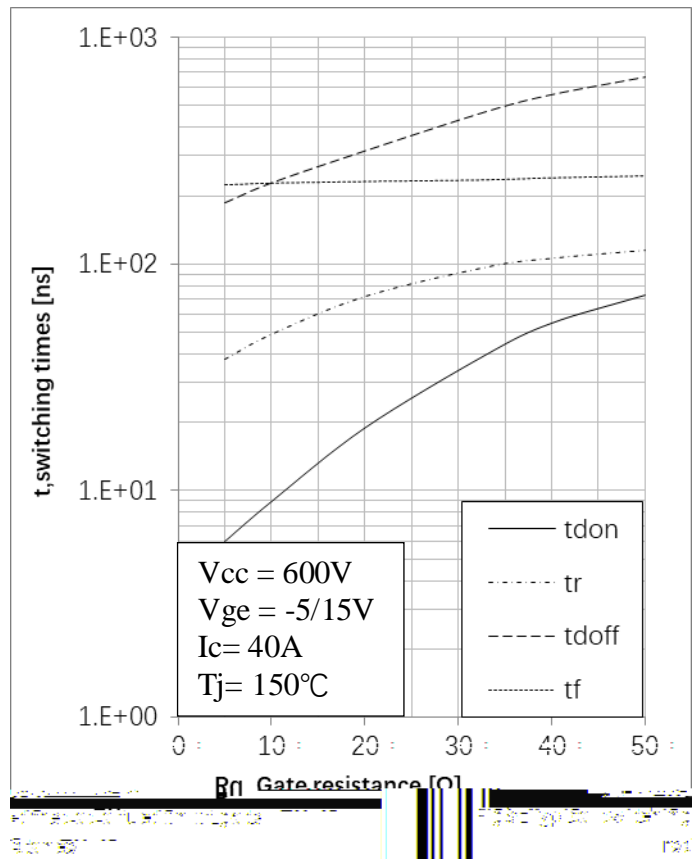
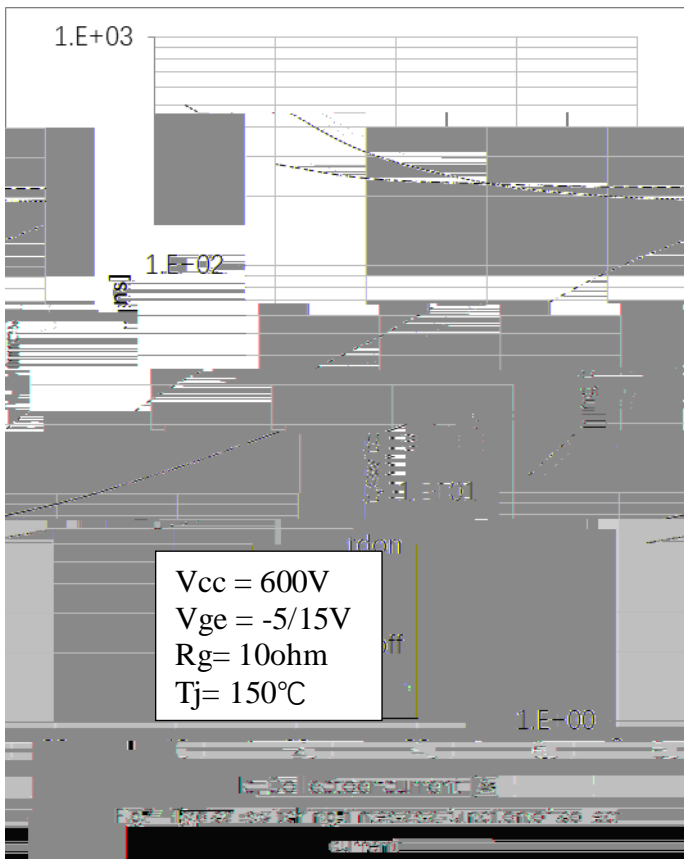
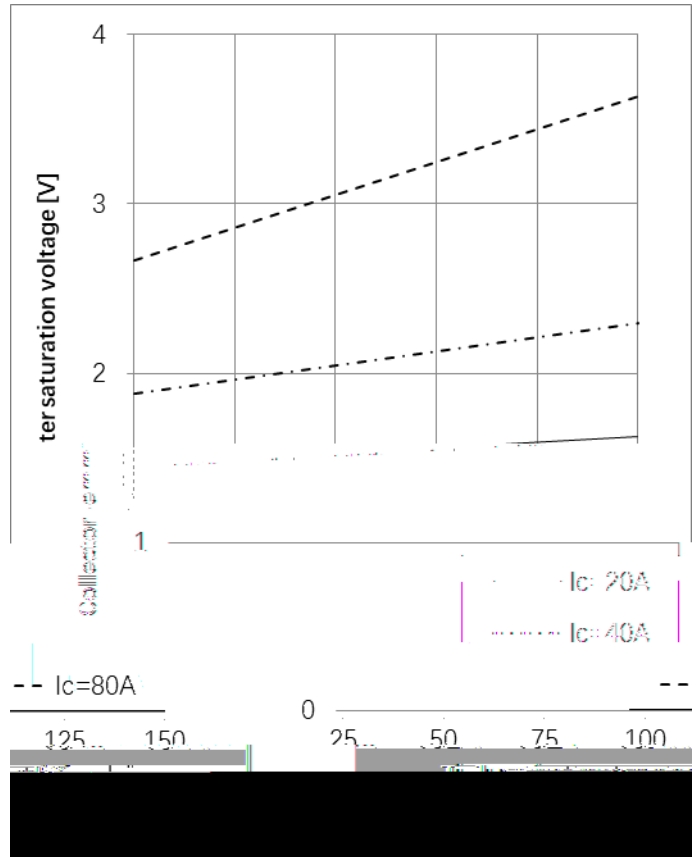
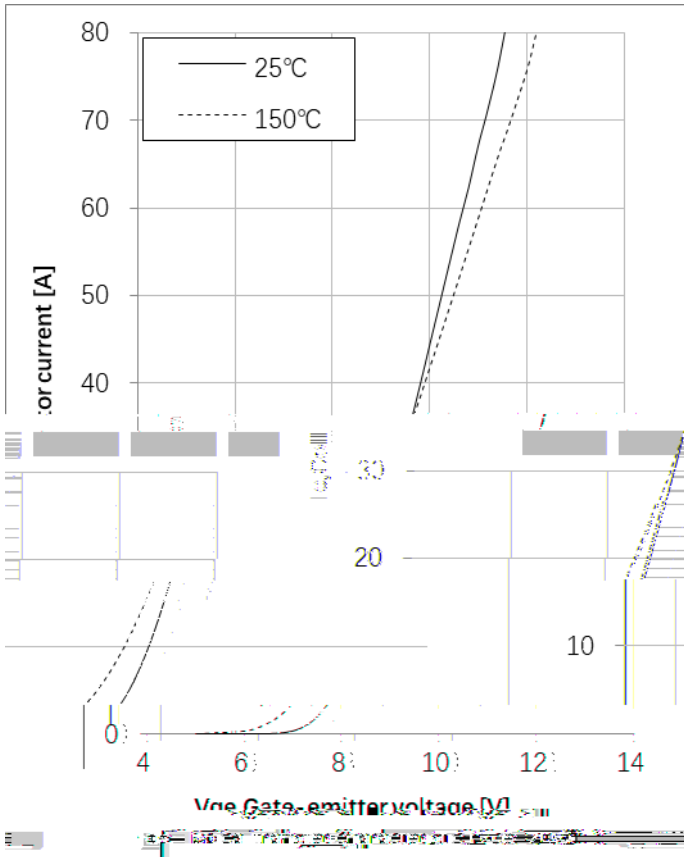
**N DO**  
I L H P






# DGW40N120CTH0D

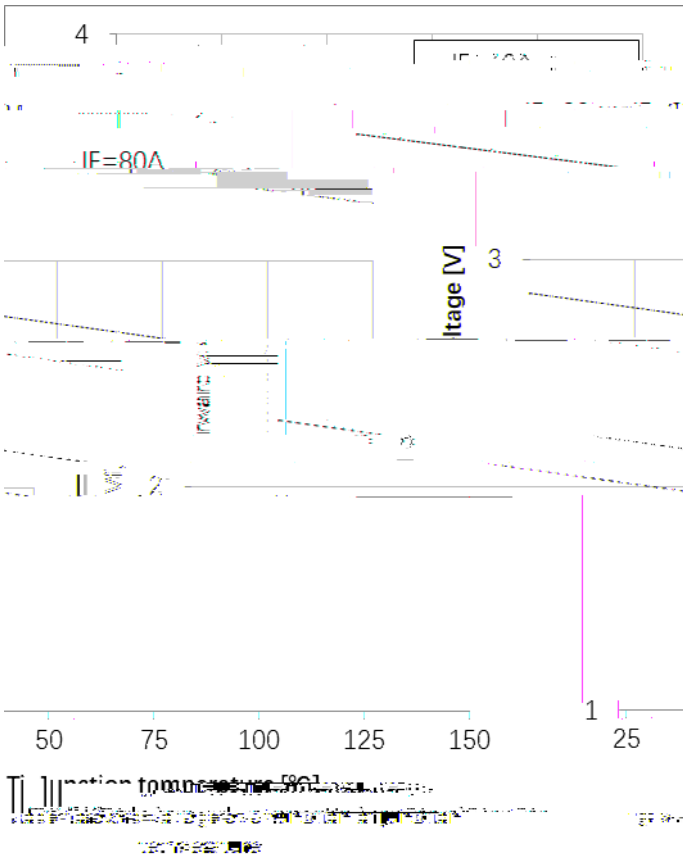
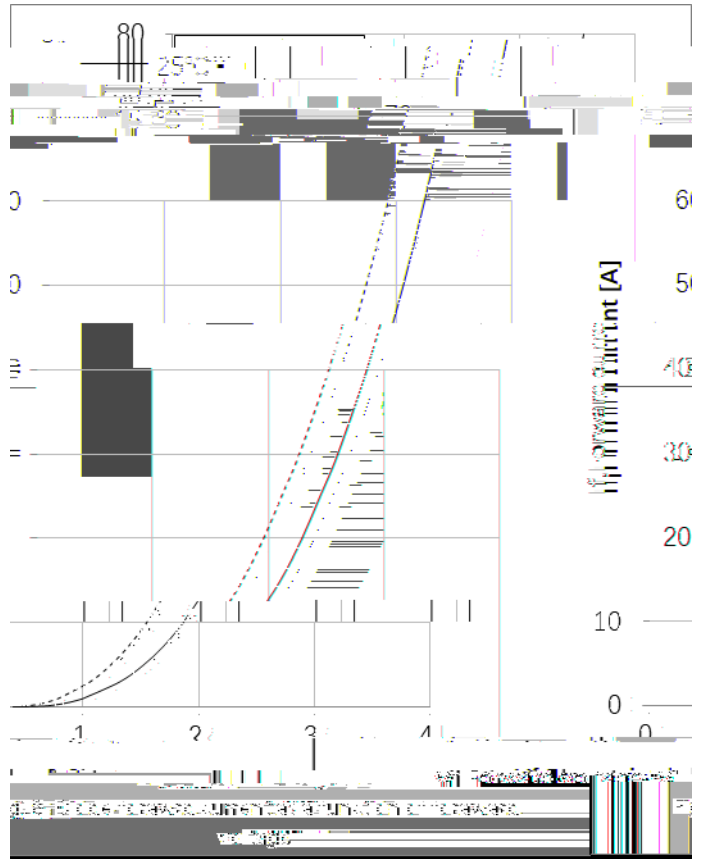


**N DO**  
I L H P





# DGW40N120CTH0D



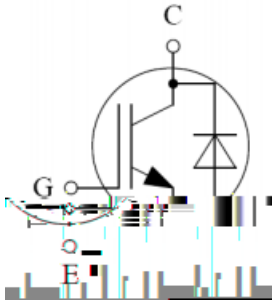




# DGW40N120CTH0D

**N DO**  
I L H P

"





The information presented in this document is for reference only. Yangzhou Yangjie Electronic Technology Co., Ltd. reserves the right to make changes without notice for the specification of the products displayed herein to improve reliability, function or design or otherwise.

The product listed herein is designed to be used with ordinary electronic equipment or devices, and not designed to be used with equipment or devices which require high level of reliability and the malfunction of which would directly endanger human life (such as aerospace machinery, nuclear-reactor controllers, fuel controllers and other safety devices), Yangjie or anyone on its behalf, assumes no responsibility or liability for any damages resulting from such improper use of sale. This publication supersedes & replaces all information previously supplied. For additional information, please visit our website [http:// www.21yangjie.com](http://www.21yangjie.com) , or consult your nearest Yangjie's sales office for further assistance.