




DGF20N65CTL0


N L O H M

IGBT Discrete



Maximum Ratings

Parameter	Symbol	Value	Unit
Collector-Emitter Breakdown Voltage			



DGF20N65CTL0




DGF20N65CTL0

NLOHM



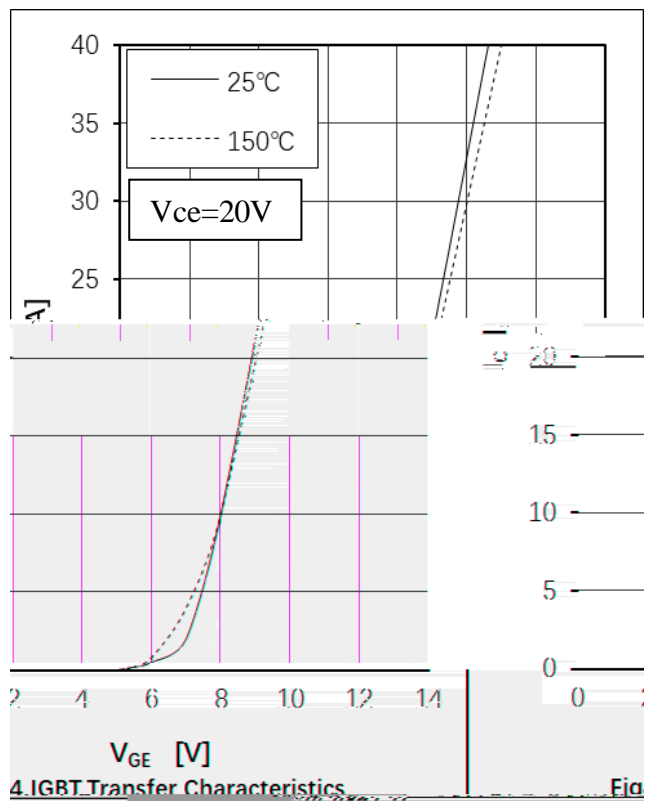
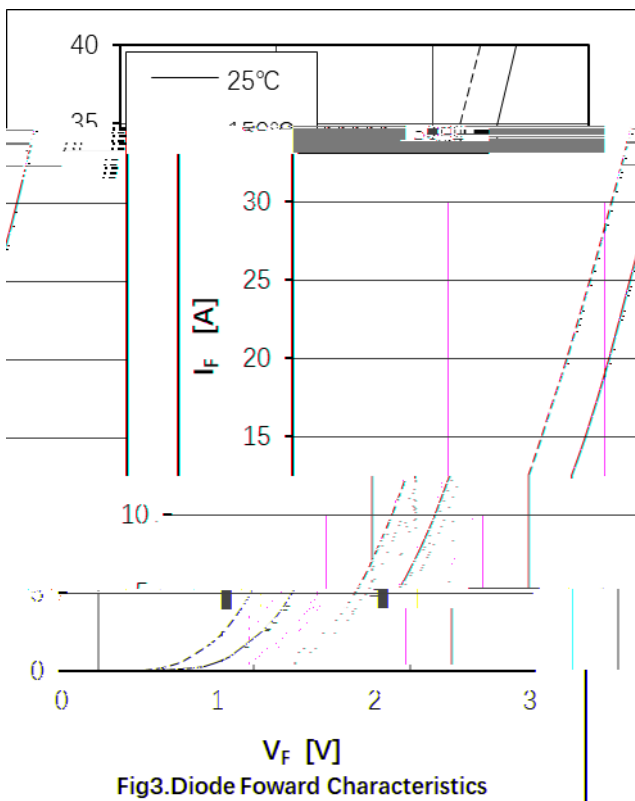

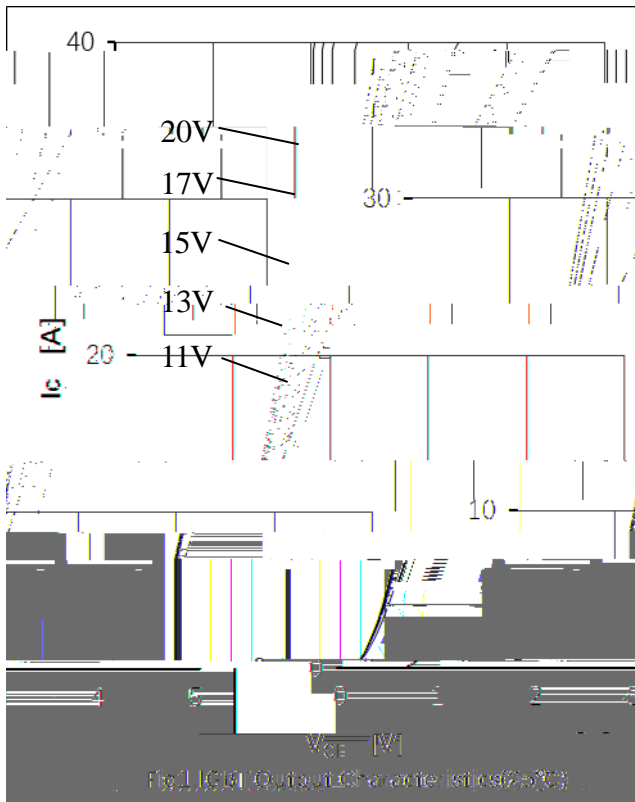
Electrical Characteristics of the DIODE


Parameter	Symbol
-----------	--------



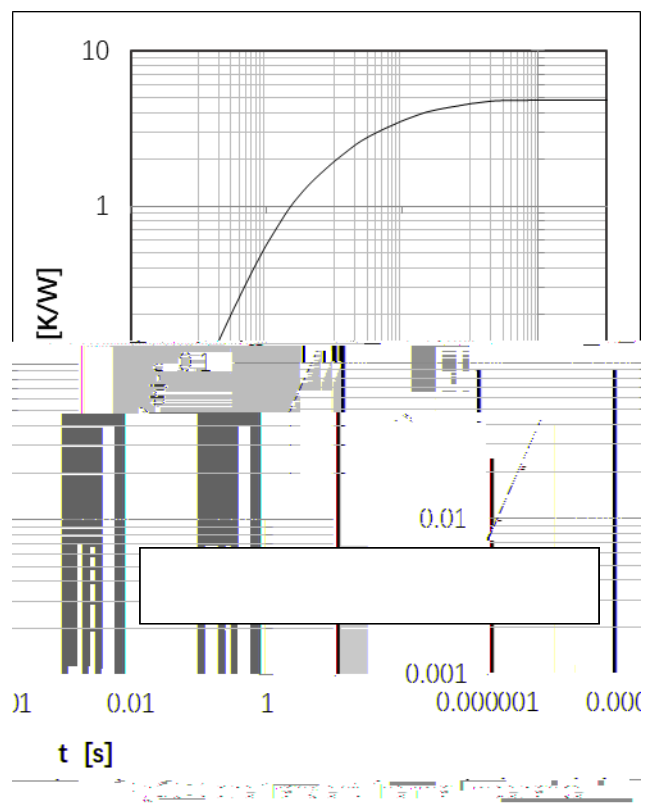
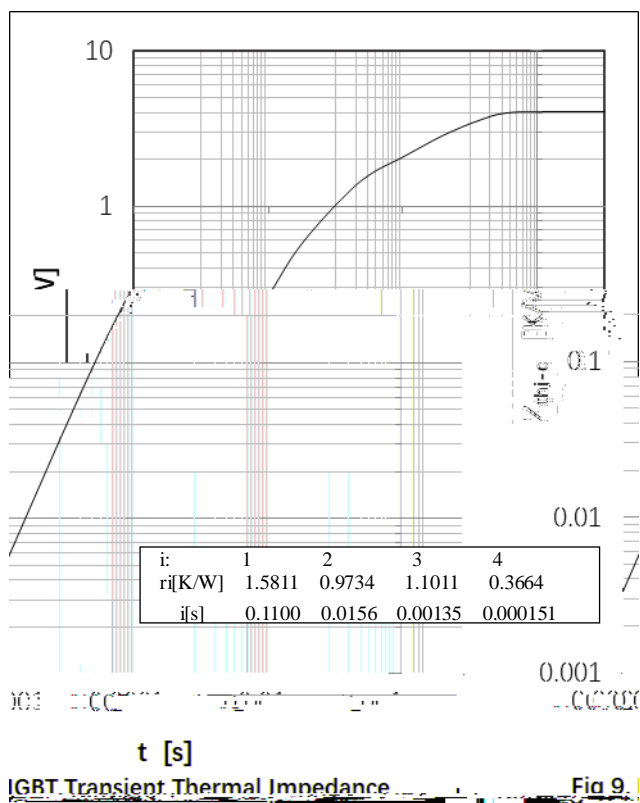
DGF20N65CTL0

N L O H M





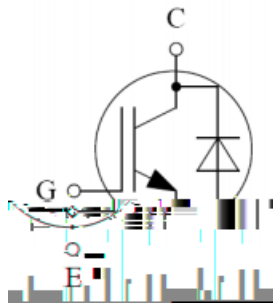
DGF20N65CTL0





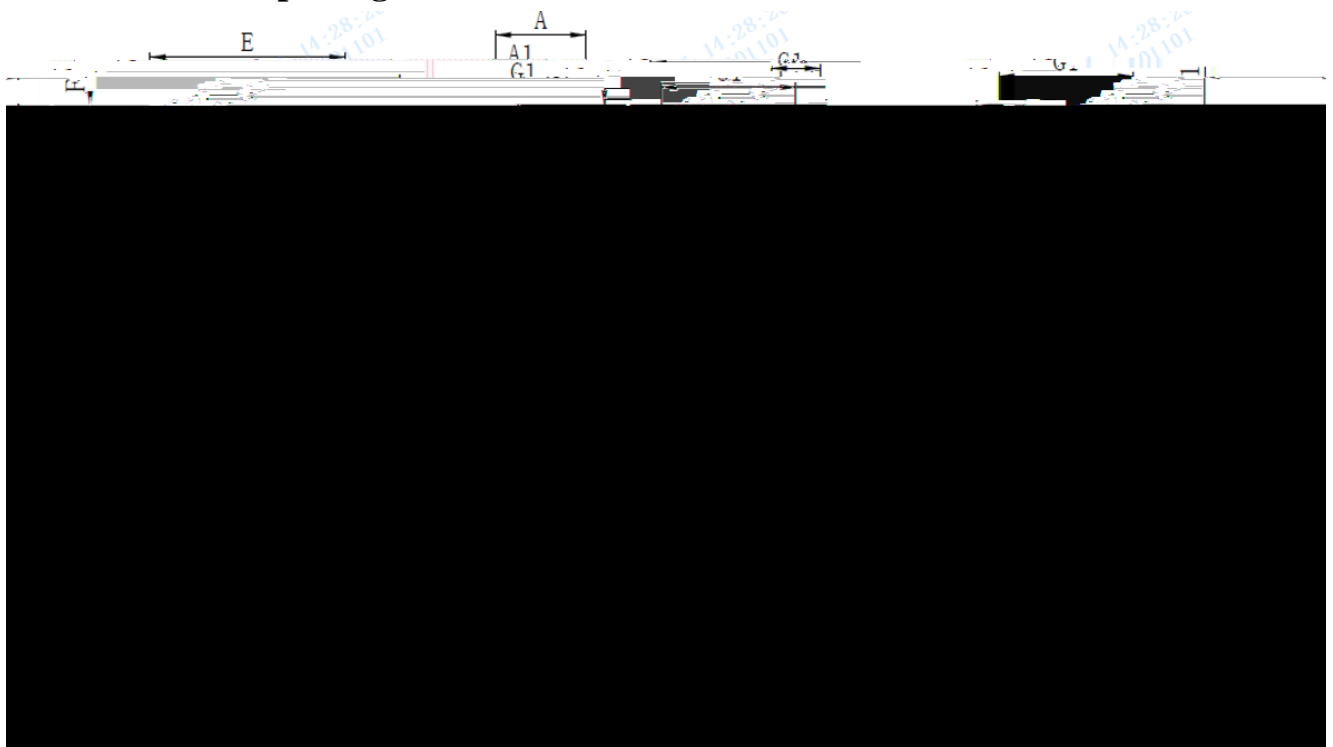
C

M



Package Outline Information

CASE: TO-220F package information



SYMBOL	单位: mm			SYMBOL	单位: mm			SYMBOL	单位: mm		
	MIN.	NOM.	MAX.		MIN.	NOM.	MAX.		MIN.	NOM.	MAX.
A	4.40	4.50	4.60	F	10.00	10.15	10.30	ØD2	3.30	3.40	3.50
A1	2.34	2.54	2.64	G1	0.04	0.05	0.20	ØD1	2.10	2.20	2.30
Ø	42°	45°	48°	A2	2.65	2.75	2.85	B2	9.40	9.50	9.60
				A3		1.03		B1	1.40	1.50	1.60
				b1	1.18	1.20	1.24	B3	13.80	13.90	14.00
				b2	0.75	0.80	0.85	B4	3.20	3.30	3.40
				B	1.77	1.79	1.80	G2	6.00	7.00	7.10
				ØC	Ø4.6	Ø4.6	Ø4.6	ØC1	Ø3.0	Ø3.0	Ø3.0
	12.76	12.96	13.16					D	15.67	15.67	16.07
	2.00	2.00	2.00					ØD1	2.04	2.04	2.04
Q		6.50PEF						e	2.50	2.54	2.58
ØP	3.00	3.16	3.20					e1		5.08PEF	



DGF20N65CTL0

NLOHM
