
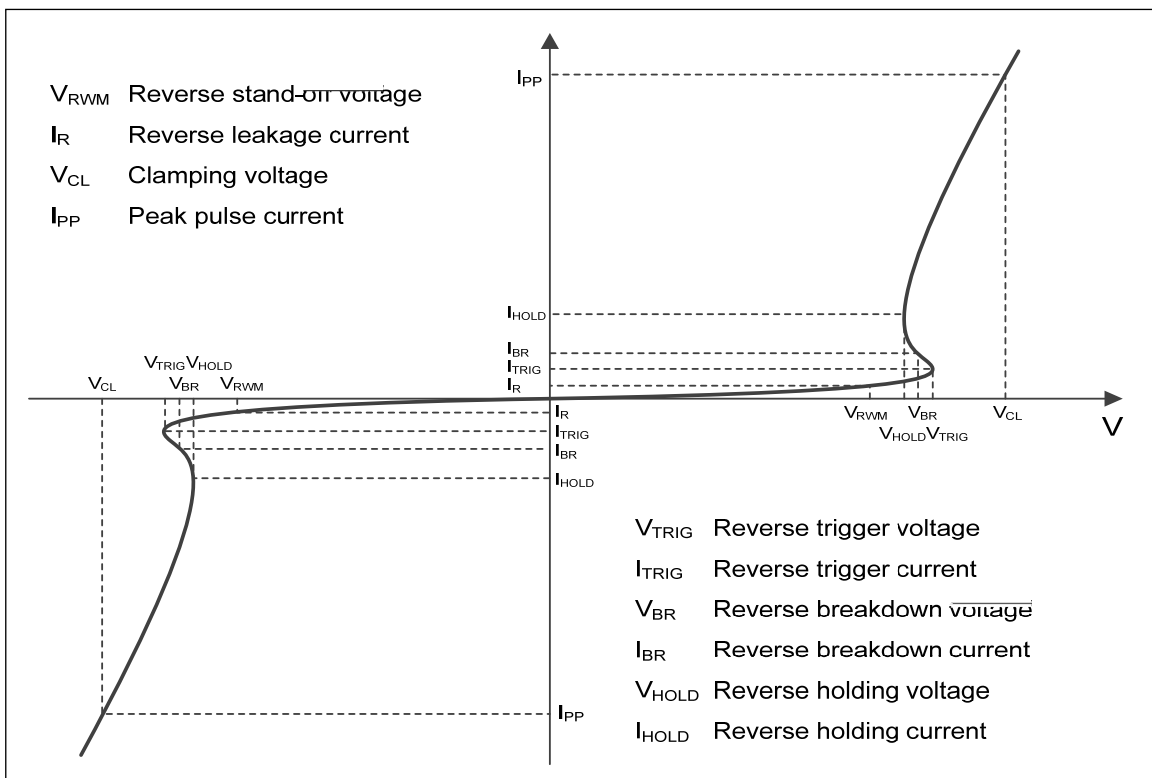


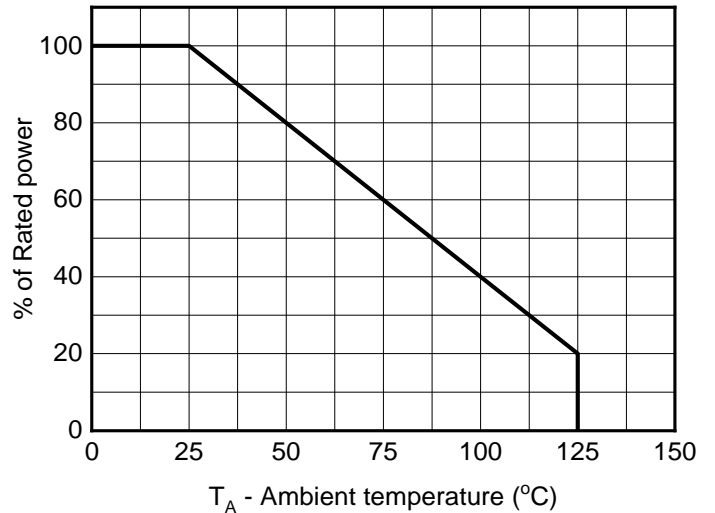
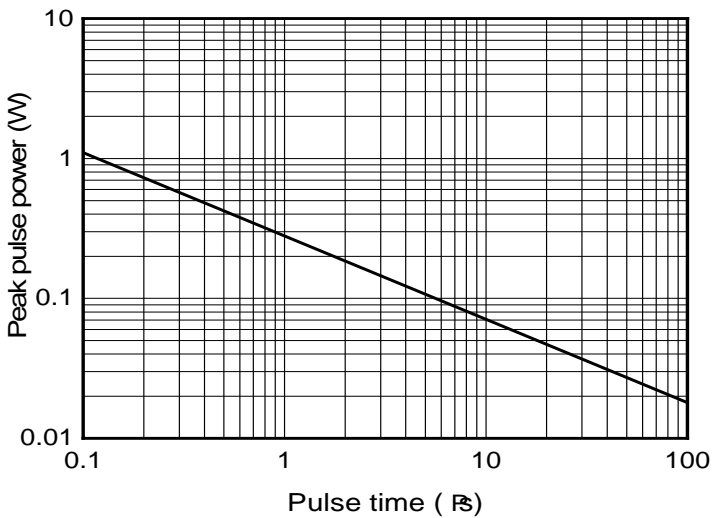
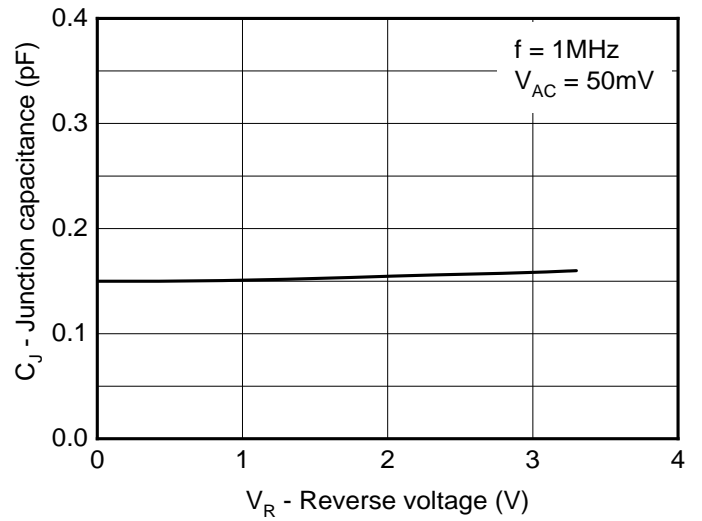
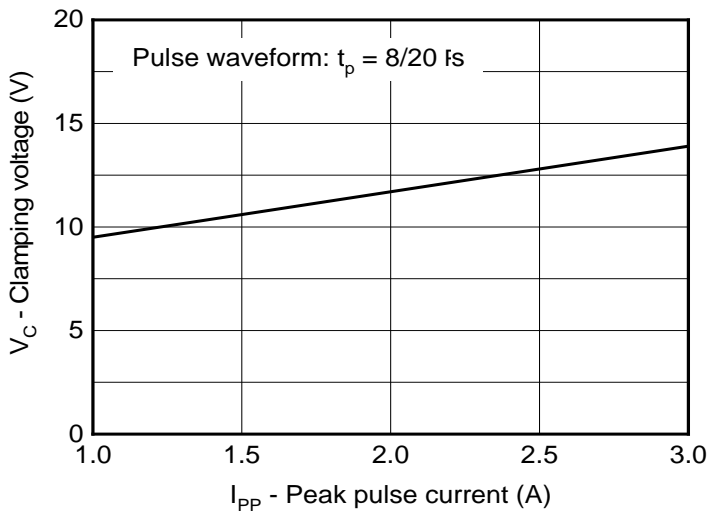
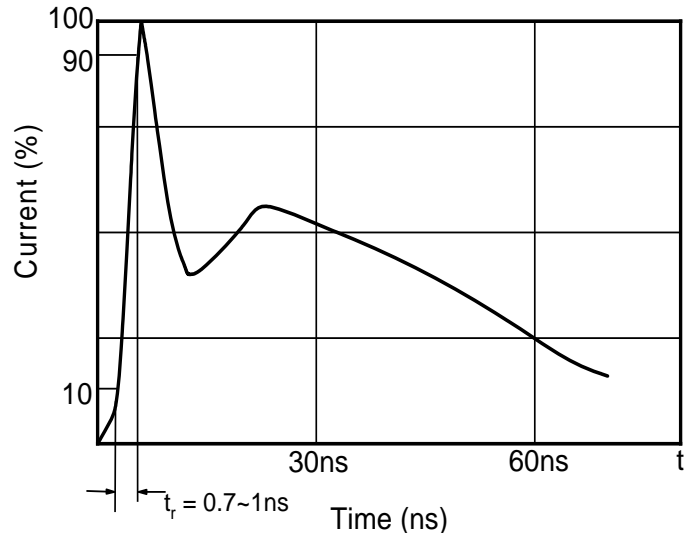
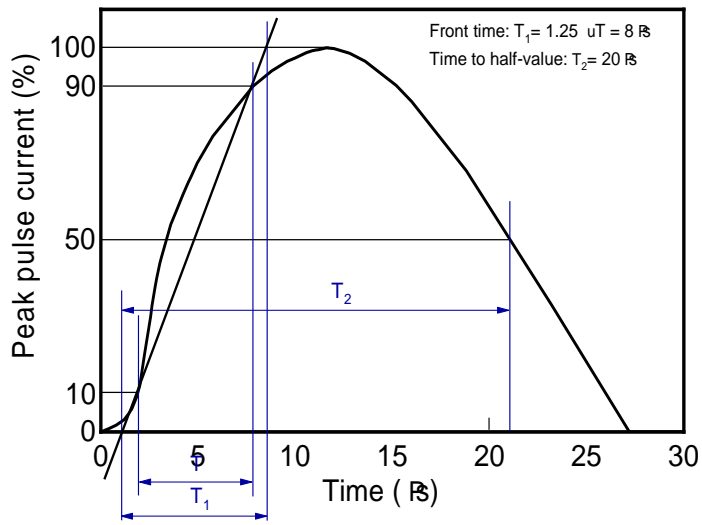
Stand-off voltage: 3.3V Max
 Applications Cellular Handsets and Accessories
 Display Ports
 MDDI Ports
 USB Ports
 Digital Visual Interface (DVI)
 PCI Express and Serial SATA Ports


Package: DFN0603-2L
 Case Material: "Green" Molding Compound
 Marking Information: See Below



RV = Device Marking Code

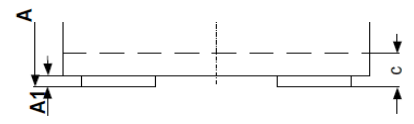






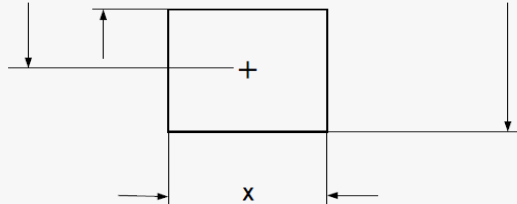
MK	NOM	MAX	
0.245	0.275		b 0.215
0.150	0.180		c 0.120

	D 0.550	0.600	0.650
e	0.355 BSC		
E	0.250	0.300	0.350
L	0.160	0.190	0.220
h	0.079 BSC		



SYM	DIMENSIONS	
	MILLIMETERS	INCHES
X	0.30	0.012
Y1	0.25	0.010

Y3	0.40	0.016
Z	0.65	0.026



Unit:mm

Notes:

This recommended land pattern is for reference purposes only. Please consult your manufacturing group to ensure your PCB design guidelines are met



The information presented in this document is for reference only. Yangzhou Yangjie Electronic Technology Co., Ltd. reserves the right to make changes without notice for the specification of the products displayed herein to improve reliability, function or design or otherwise.

The product listed herein is designed to be used with ordinary electronic equipment or devices, and not designed to be used with equipment or devices which require high level of reliability and the malfunction of which would directly endanger human life (such as medical instruments, transportation equipment, aerospace machinery, nuclear-reactor controllers, fuel controllers and other safety devices), Yangjie or anyone on its behalf, assumes no responsibility or liability for any damages resulting from such improper use of sale.

This publication supersedes & replaces all information previously supplied. For additional information, please visit our website [http:// www.21yangjie.com](http://www.21yangjie.com) , or consult your nearest Yangjie's sales office for further assistance.