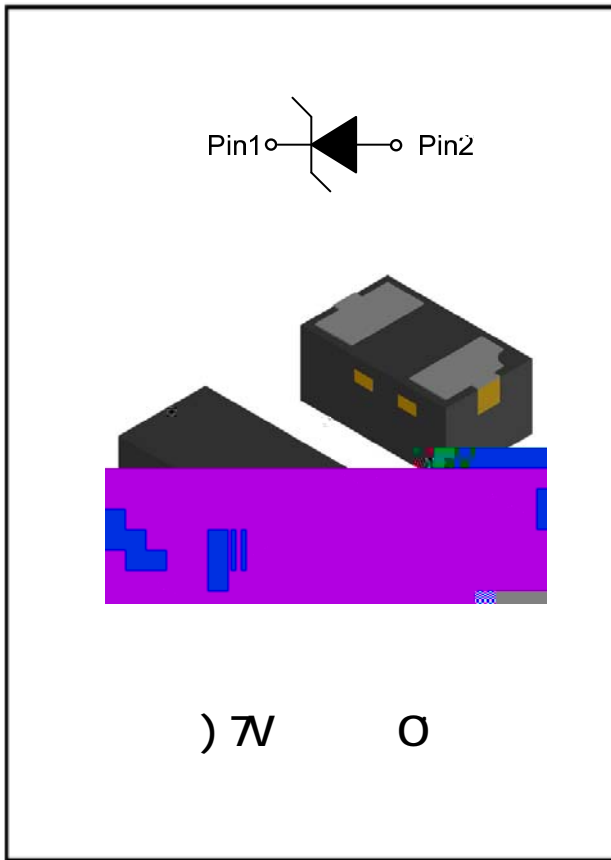


1-Line, Uni-directional, Transient Voltage Suppressor



Features

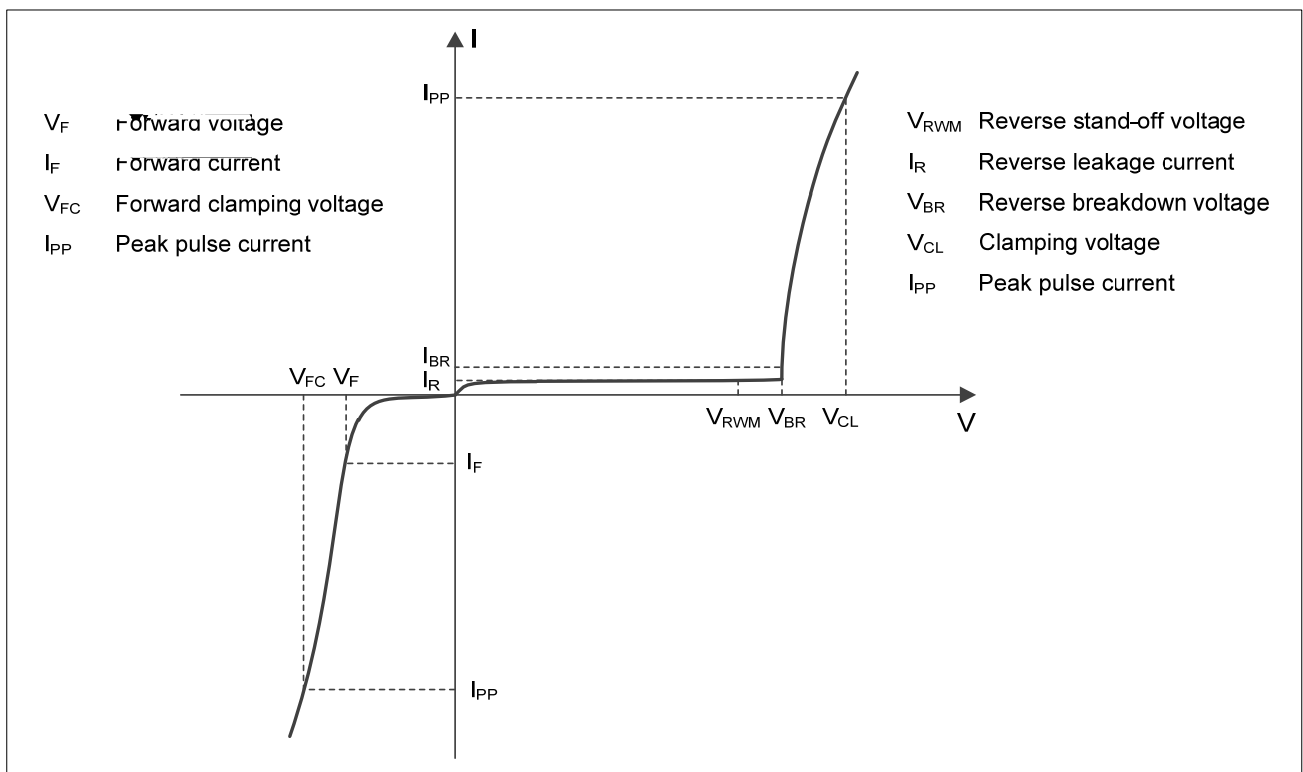

- Stand-off voltage: 5V Max
- Transient protection for each line according to
 - IEC61000-4-2(ESD): $\pm 30\text{kV}$ (contact)
 - IEC61000-4-5(surge): 9A (8/20 μs)
- Low leakage current
- Low clamping voltage
- Low clamping voltage:
 - $V_{CL} = 10\text{V}$ typ. @ IPP = 16A (TLP)
- RoHS Compliant

Applications

- Cellular Handsets and Accessories
- Personal Digital Assistants
- Notebooks and Handhelds
- Portable Instrumentation
- Digital Cameras
- Peripherals
- Audio Players
- Keypads, Side Keys, LCD Displays

X

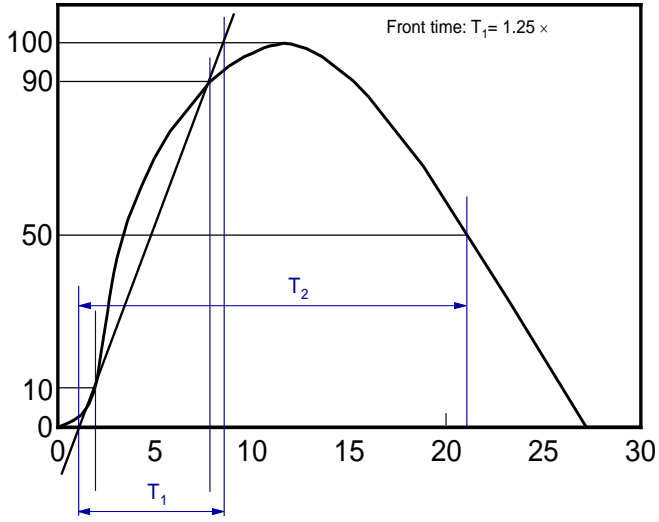
S





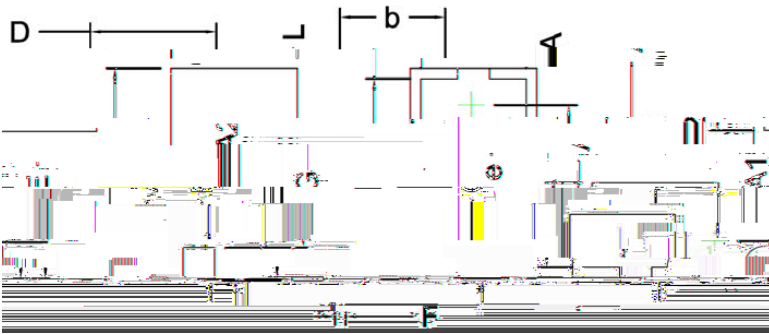
Characteristics (Typical)

Fig.1 8/20 μ s waveform per IEC61000-4-5





Outline Dimensions



SYMBOL	MILLIMETER		
	MIN	NOM	MAX
D	0.50	0.60	0.70
E	0.90	1.00	1.10
A	0.35	0.45	0.55
A1	0.15 BSC		
A2			0.10
F	0.005		
G	0.005		
L	0.15	0.25	0.35
b	0.41	0.50	0.59
e	0.65 BSC		

Recommended PCB Layout

Unit:mm

Notes:

This recommended land pattern is for reference purposes only. Please consult your manufacturing group to ensure your PCB design guidelines are met



Disclaimer

The information presented in this document is for reference only. Yangzhou Yangjie Electronic Technology Co., Ltd. reserves the right to make changes without notice for the specification of the products displayed herein to improve reliability, function or design or otherwise.

te