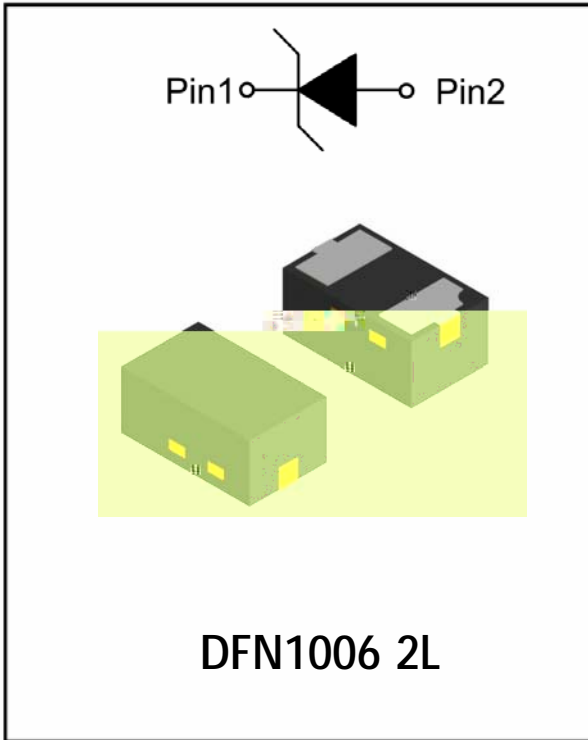


1-Line, Uni-directional, Transient Voltage Suppressor



Features

- Ultra small package
- Stand-off voltage: 24V Max
- Transient protection for each line according to
 - IEC61000-4-2(ESD): $\pm 30\text{kV}$ (contact)
 - IEC61000-4-4 (EFT): 80A (5/50ns)
 - IEC61000-4-5(surge): 12A (8/20 s)
- Low leakage current
- Low clamping voltage
- RoHS Compliant

Applications

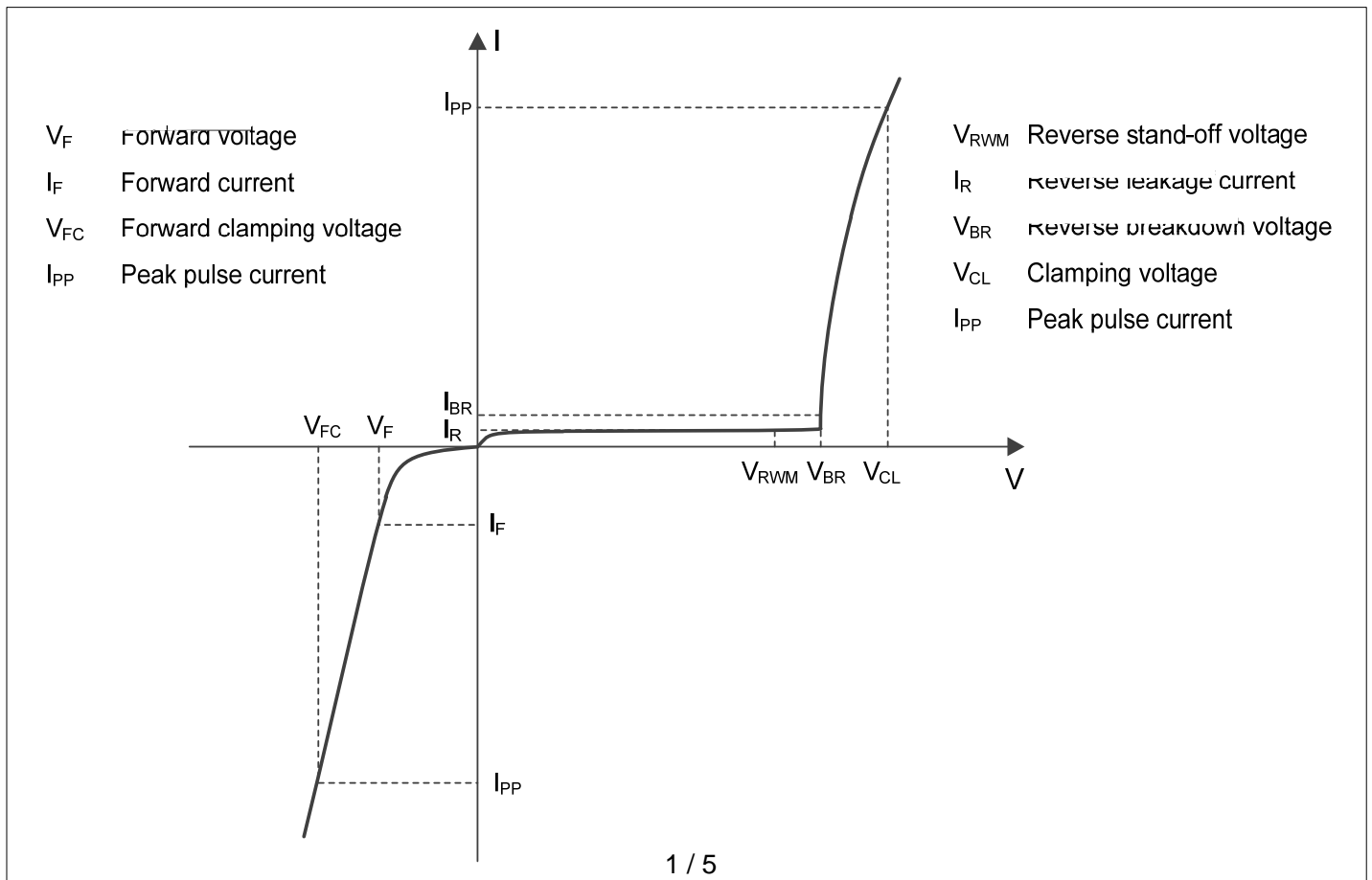
- Cellular handsets
- Tablets
- Laptops
- Other portable devices
- Network communication devices

Mechanical Characteristics

- Package: DFN1006-2L
- Case Material: "Green" Moldm-ciCompound.
- Moisture Sensitivity: Level 3 per J-STD-020
- Markm-ciInformation: See Below



Definitions of electrical characteristics



ESD24VLA

√Absolute Maximum Ratings (Ta=25°C unless otherwise specified)

PARAMETER	SYMBOL	Rating	UNIT
-----------	--------	--------	------

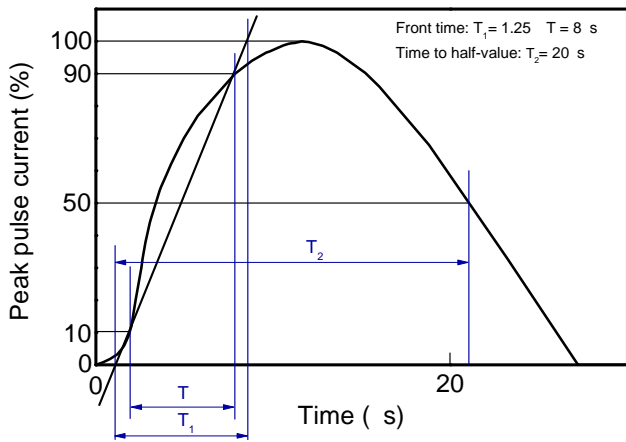
Peak pulse power (t



ESD24VLA

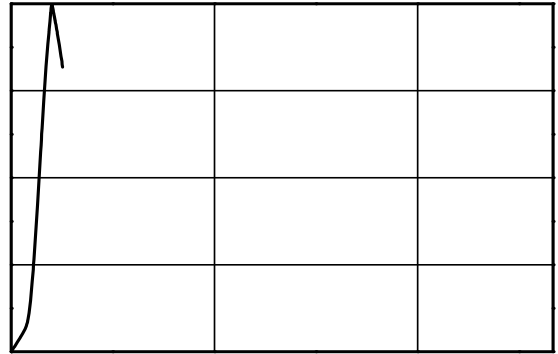
Typical Performance Characteristics (Ta=25 unless otherwise Specified)

8/20 μ s waveform per IEC61000 4 5



Clamping voltage vs. Peak pulse current

Contact discharge current waveform per IEC61000 4 2



Capacitance vs. Reverse voltage


Non repetitive peak pulse power vs. Pulse time

Power derating vs. Ambient temperature



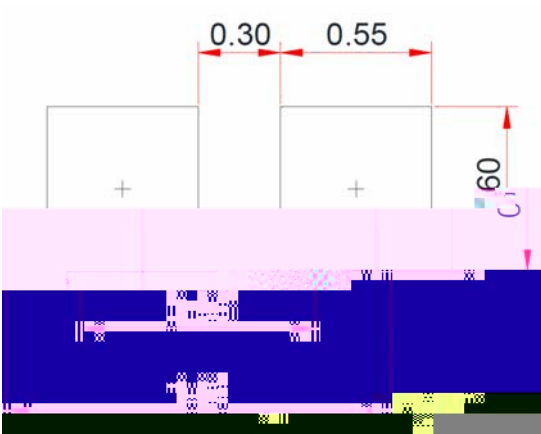
ESD24VLA

Outline Dimensions



Symbol	min (mm)	Max. (mm)
A	0.95	1.05
B	0.55	0.65
C	0.4	0.5
C1		0.05
D	0.01	0.08
E		0.65
F	0.2	0.3
G	0.45	0.55

Recommend land pattern (Unit:mm)



Notes:

This recommended land pattern is for reference purposes only. Please consult your manufacturing group to ensure your PCB design guidelines are met

ESD24VLA
